

# Appendix A

Capital Project Budget Sheets

Pink House



**Project Description**

Evaluate and make repairs to exterior of the Charles Pink House. The siding and trim are in disrepair.

Revenue			Project Budget	Prior Year Revenues	2022 Actual	2022 Est. Actual Revenues	2022 Budget	2023 Budget	Future Budget	Total Revenues	Actuals To Date
ARPA		\$	305,000			5,000		30,000	270,000	305,000	
						-				-	-
										-	-
<b>Total Revenue</b>		<b>\$</b>	<b>305,000</b>	-		-	-	30,000	270,000	<b>305,000</b>	-
Expense				Prior Year Expenditures	2022 Actual	2022 Est. Actual Expenditures	2022 Budget	2023 Budget	Future Budget	Total Expenditures	Actuals to Date
<b>Design Engineering / Permitting</b>											
Terrapin Contract \$12,000		\$	35,000		780	5,000		30,000		35,000	
										-	-
										-	-
										-	-
Subtotal		\$	35,000							-	-
<b>Construction</b>											
	General Government	\$	250,000						250,000	250,000	-
										-	-
										-	-
										-	-
Subtotal		\$	250,000							-	-
<b>Project Management</b>											
	General Government	\$	20,000						20,000	20,000	-
										-	-
										-	-
										-	-
Subtotal		\$	20,000							-	-
<b>Project Contingency</b>											
		\$	-							-	-
<b>Total Expense</b>		<b>\$</b>	<b>305,000</b>	-	-	5,000	-	30,000	270,000	<b>305,000</b>	-

Library Windows



**Project Description**

The 1989 addition to the Port Townsend Library has windows with frames that are beginning to rot due to moisture intrusion and window failure. This project replaces the windows for this portion of the library. The source of funds for this project are bond revenues as well as American Rescure Plan Act funds.

Revenue			Project Budget	Prior Year Revenues	2022 Actuals	2022 Est. Actual Revenues	2022 Budget	2023 Budget	Future Budget	Total Revenues
Bond Fund Transfer In		\$	62,209		-	500	62,209			62,209
Real Estate Excise Tax		\$	7,791		-		7,791			7,791
Federal Grant (ARPA)		\$	100,000					100,000		100,000
										-
										-
										-
<b>Total Revenue</b>		<b>\$</b>	<b>170,000</b>	-	-	500	70,000	100,000		<b>170,000</b>
Expense				Prior Year Expenditures	2022 Actuals	2022 Est. Actual Expenditures	2022 Budget	2023 Budget	Future Budget	Total Expenditures
<b>Design Engineering / Permitting</b>										
										-
										-
										-
										-
Subtotal		\$	-							-
<b>Construction</b>										
	General Government	\$	167,500		-		67,500	100,000		167,500
										-
										-
										-
Subtotal		\$	167,500							-
<b>Project Management</b>										
	General Government	\$	2,500		197	500	2,500			2,500
										-
										-
										-
Subtotal		\$	2,500							-
<b>Project Contingency</b>										
		\$	-							-
<b>Total Expense</b>		<b>\$</b>	<b>170,000</b>	-	197	500	70,000	100,000		<b>170,000</b>

Library



**Proj** The library restrooms in the 1989 addition to the Library are in need of rehabilitating. The project includes: demolishing and replacing all fixtures, toilet partitions, all toilet accessories and finishes. Also included is: painting, tile removal, and rot repair in Men's and Women's restrooms. The source of funds for this project are bond revenue as well as American Rescue Plan Act funds.

Project Budget			Prior Year Revenues	2022 Est. Actual Revenues	2022 Budget	2023 Budget	Future Budget	Total Revenues	Actuals To Date
<b>Rev</b>	General Government or Federal Funds	\$ 33,000		-	33,000			33,000	
								-	
								-	
								-	
								-	
								-	
		\$ 33,000	-	-	33,000	-	-	33,000	-
<b>Total Revenue</b>									
			Prior Year Expenditures	2022 est. Actual Expenditures	2022 Budget	2023 Budget	Future Budget	Total Expenditures	Actuals to Date
<b>Exp</b>	Design Engineering / Permitting							-	-
								-	-
								-	-
								-	-
								-	-
	Subtotal	\$ -						-	-
<b>Construction</b>									-
	General Government	\$ 30,500			30,500			30,500	-
								-	-
								-	-
								-	-
	Subtotal	\$ 30,500						-	-
<b>Project Management</b>									-
	General Government	\$ 2,500			2,500			2,500	-
								-	-
								-	-
								-	-
	Subtotal	\$ 2,500						-	-
<b>Project Contingency</b>									-
		\$ -						-	-
		\$ 33,000	-	-	33,000	-	-	33,000	-

Chetzemoka Kitchen Shelter



**Project Description**

The Chetzemoka Kitchen Shelter is currently closed due to failing structural elements. The roof was rebuilt in recent years; however, the remaining elements of this historic structure need to be rehabilitated. This project uses a combination of banked capacity and a donation for Chetzemoka Park as revenue to fund the project.

Revenue		Project Budget	Prior Year Revenues	2022 Est. Actual Revenues	2022 Budget	2023 Budget	Future Budget	Total Revenues	Actuals To Date
Banked Capacity Transfer In		\$ 50,000		-	7,500	42,500		50,000	-
Donations		\$ 50,000				50,000		50,000	-
								-	-
								-	-
								-	-
								-	-
<b>Total Revenue</b>		<b>\$ 100,000</b>	-	-	7,500	92,500		<b>100,000</b>	-

Expense			Prior Year Expenditures	2022 Est. Expenditures	2022 Budget	2023 Budget	Future Budget	Total Expenditures	Actuals to Date
<b>Design Engineering / Permitting</b>								-	-
								-	-
								-	-
								-	-
								-	-
Subtotal		\$ -						-	-
<b>Construction</b>									
	General Government	\$ 92,500				92,500		92,500	-
								-	-
								-	-
								-	-
Subtotal		\$ 92,500						-	-
<b>Project Management</b>									
	General Government	\$ 7,500			7,500			7,500	-
								-	-
								-	-
								-	-
Subtotal		\$ 7,500						-	-
<b>Project Contingency</b>		\$ -						-	-
								-	-
<b>Total Expense</b>		<b>\$ 100,000</b>	-	-	7,500	92,500		<b>100,000</b>	-

Kah Tai Restrooms



**9 – Cost Efficiencies**

Kah Tai Lapstone Pit  
WWRP Local Parks 22-112  
City of Park Township

Total Project Budget: \$223,380

Local funds: \$47,014  
Volunteer Labor: \$20,000  
WWRP Request: \$156,366

**Project Description**

Staff submitted for a RCO grant to rehabilitate Kah Tai Restrooms to bring the City into compliance with the original land water conservation grant for the park.

Revenue		Project Budget	Prior Year Revenues	2023 Budget	2024 Budget	Future Budget	Total Revenues	Actuals To Date
2023 Banked Capacity		\$ 47,000		47,000			47,000	-
RCO		\$ 156,400		156,400			156,400	-
Volunteer Match		\$ 20,000		20,000			20,000	-
							-	-
							-	-
							-	-
<b>Total Revenue</b>		<b>\$ 223,400</b>	-	223,400	-		<b>223,400</b>	-

Expense			Prior Year Expenditures	2023 Budget	2024 Budget	Future Budget	Total Expenditures	Actuals to Date
<b>Design Engineering / Permitting</b>								
	General Government	\$ 50,000		50,000			50,000	-
							-	-
							-	-
							-	-
	Subtotal	\$ 50,000					-	-
<b>Construction</b>								
	General Government	\$ 168,400		148,400			148,400	-
							-	-
							-	-
							-	-
	Subtotal	\$ 168,400					-	-
<b>Project Management</b>								
	General Government	\$ 5,000		5,000			5,000	-
							-	-
							-	-
							-	-
	Subtotal	\$ 5,000					-	-
<b>Project Contingency</b>								
		\$ -					-	-
							-	-
<b>Total Expense</b>		<b>\$ 223,400</b>	-	203,400	-		<b>203,400</b>	-

Supporting Affordable Housing with Infrastructure

Development  
Option: 14 Acres at Evans Vista Street

COUNCIL INFRASTRUCTURE AND DEVELOPMENT COMMITTEE  
SEPTEMBER 1, 2021



**Project Description**

The City received two grants for affordable housing in 2021. An additional Federal Grant is anticipated in late 2021 as well. The funding is directed to create land available for affordable housing through acquisition of property and the construction of sewer infrastructure to support full development of the land. An interfund loan will provide cashflow until reimbursement from the State is received for the acquisition of property.

Revenue			Prior Year Revenues	2022 Actuals	2022 Est. Actual Revenues	2022 Budget	2023 Budget	Future Budget	Total Revenues	Actuals To Date
Federal Grant (Anticipated)		\$ 2,500,000				800,000		2,500,000	2,500,000	-
State Utility Grant		\$ 1,700,000					26,500	1,673,500	1,700,000	-
State Affordable Housing Grant		\$ 1,372,000	1,355,476		16,523.71				1,372,000	1,372,000
City Funds		\$ 43,500			30,000.00		13,500		43,500	30,000
Jefferson County ARPA		\$ 500,000					500,000		500,000	
									-	-
									-	-
<b>Total Revenue</b>		<b>\$ 6,115,500</b>	1,355,476		46,523.71	800,000	540,000	4,173,500	<b>6,115,500</b>	1,402,000

Expense			Prior Year Expenditures	2022 Actuals	2022 Est. Actual Expenditures	2022 Budget	2023 Budget	Future Budget	Total Expenditures	Actuals to Date
<b>Land Purchase / Permitting</b>										
Land Purchase		\$ 1,372,000	1,355,476		16,523.71				1,372,000	1,355,476
Planning and Permitting		\$ 500,000					500,000		500,000	-
Cultural resources	General Government	\$ 43,500		30,973.20	43,500.00				43,500	30,973
									-	-
Subtotal		\$ 1,915,500							-	-
<b>Construction</b>										
									-	-
									-	-
Sewer Lift Station and Forcemain	Sewer	\$ 3,150,000						3,150,000	3,150,000	-
									-	-
Subtotal		\$ 3,150,000							-	-
<b>Project Management/Design Engineering</b>										
	General Government	\$ 2,500		1,661.93	2,500.00				2,500	1,662
									-	-
									-	-
	Sewer	\$ 1,047,500		133.72	500.00	100,000	40,000	1,007,000	1,047,500	134
									-	-
Subtotal		\$ 1,050,000							-	-
<b>Project Contingency</b>		\$ -							-	-
									-	-
<b>Total Expense</b>		<b>\$ 6,115,500</b>	1,355,476	32,769	63,023.71	100,000	540,000	4,157,000	<b>6,115,500</b>	1,388,245

City Hall Upgrades Phase 3



**Project Description**

City Hall underwent a remodel in 2007 and left many parts of the project incomplete. In 2021 a front counter was added to the lobby. After space planning in 2022, a continued phased approach to upgrading the City Hall office spaces on floors 2R and 3 were recommended. These floors were never completed in the earlier remodels of City Hall. The work proposed includes sound control, HVAC, carpet replacement, furniture, and conference room development.

Revenue		Project Budget	Prior Year Revenues	2023 Budget	2024 Budget	Future Budget	Total Revenues	Actuals To Date
ARPA		\$ 400,000		400,000			400,000	-
							-	-
							-	-
							-	-
							-	-
							-	-
<b>Total Revenue</b>		<b>\$ 400,000</b>	-	400,000	-		<b>400,000</b>	-

Expense			Prior Year Expenditures	2023 Budget	2024 Budget	Future Budget	Total Expenditures	Actuals to Date
<b>Design Engineering / Permitting</b>								
							-	-
							-	-
							-	-
							-	-
							-	-
							-	-
							-	-
							-	-
							-	-
Subtotal		\$ -					-	-
<b>Construction</b>								
	General Government	\$ 350,000		350,000			350,000	-
							-	-
							-	-
							-	-
							-	-
							-	-
							-	-
							-	-
							-	-
Subtotal		\$ 350,000					-	-
<b>Project Management</b>								
	General Government	\$ 50,000		50,000			50,000	-
							-	-
							-	-
							-	-
							-	-
							-	-
							-	-
							-	-
							-	-
Subtotal		\$ 50,000					-	-
<b>Project Contingency</b>								
		\$ -					-	-
							-	-
<b>Total Expense</b>		<b>\$ 400,000</b>	-	400,000	-		<b>400,000</b>	-





**Project Description**

The Sims Way and Boatyard Expansion project was approved by the City Council, Port of Port Townsend, and Jefferson County PUD on 9/12/22. The construction of the south side of the project will be led by the Port with the City doing work overtime on the north side. The project involves removal of the existing Poplar trees, expanding the boatyard, and planting new trees on the south side. The project involves selective removal over time on the Kah Tai side by the City

Revenue		Project Budget	2022 Actuals	2022 Est. Actual Revenues	2022 Budget	2023 Budget	Future Budget	Total Revenues	Actuals To Date
REET		\$ 85,000		2,000		83,000		85,000	-
In Kind Match - North Side		\$ 100,000		2,000		48,000	50,000	100,000	-
PIF		\$ 185,000		30,000		155,000	-	185,000	-
								-	-
								-	-
<b>Total Revenue</b>		<b>\$ 370,000</b>	-	34,000	-	286,000	50,000	<b>370,000</b>	-
Expense			2022 Actuals	2022 Est. Actual Expenditures	2022 Budget	2023 Budget	Future Budget	Total Expenditures	Actuals to Date
<b>Design Engineering / Permitting</b>									
Design Consultant - Port		\$ 30,000		30,000				30,000	-
								-	-
								-	-
								-	-
Subtotal		\$ 30,000						-	-
<b>Construction</b>									
Construction Contract		\$ 225,000				225,000		225,000	-
In Kind Match - North Side		\$ 100,000		2,000		48,000	50,000	100,000	-
								-	-
								-	-
Subtotal		\$ 325,000						-	-
<b>Project Management</b>									
Engineering Administration		\$ 15,000	1,376	2,000		13,000		15,000	1,376
								-	-
								-	-
Subtotal		\$ 15,000						-	-
<b>Project Contingency</b>									
		\$ -						-	-
<b>Total Expense</b>		<b>\$ 370,000</b>	<b>1,376</b>	<b>34,000</b>	<b>-</b>	<b>286,000</b>	<b>50,000</b>	<b>370,000</b>	<b>1,376</b>



**Project Description**

Pacific Street is currently a gravel street. The street also is part of the Valley Trail leading from Kah Tai to Fort Worden. This project includes the construction of a 16' wide asphalt shared-use street on Pacific Avenue between Tremont Street and Cedar Street. This will connect to and pave the Spruce Street trail easement between Cedar Street and Center Street. Banked capacity funds make this project possible. Water, Sewer, and Stormwater work will also be performed prior to construction of the street improvements.

Revenue			Project Budget	2022 Actuals	2022 Est. Actual Revenues	2022 Budget	2023 Budget	Future Budget	Total Revenues	Actuals To Date
Banked Capacity Transfer In		\$	87,881		5,000	15,000	82,881		87,881	-
Water Transfer In		\$	75,000		5,000	75,000	70,000		75,000	-
Sewer Transfer In		\$	60,000		5,000	60,000	55,000		60,000	-
Stormwater Transfer In		\$	25,000		5,000	25,000	20,000		25,000	-
<b>Total Revenue</b>		<b>\$</b>	<b>247,881</b>	-	20,000	175,000	227,881		247,881	-

Expense			2022 Actuals	2022 Est. Actual Expenditures	2022 Budget	2023 Budget	Future Budget	Total Expenditures	Actuals To Date	
<b>Design Engineering / Permitting</b>								-	-	
								-	-	
								-	-	
								-	-	
								-	-	
Subtotal		\$	-					-	-	
<b>Construction</b>								-	-	
	Street	\$	72,881	7,560		72,881		80,441	7,560	
	Water	\$	60,000		60,000	60,000		60,000	-	
	Sewer	\$	49,000		49,000	49,000		49,000	-	
	Storm	\$	19,000		19,000	19,000		19,000	-	
Subtotal		\$	200,881		128,000	200,881		200,881	-	
<b>Project Management</b>								-	-	
	General Government							-	-	
	Street	\$	15,000	1,268	15,000	10,000		16,268	1,268	
	Water	\$	15,000		15,000	10,000		15,000	-	
	Sewer	\$	11,000		11,000	6,000		11,000	-	
	Storm	\$	6,000		6,000	1,000		6,000	-	
Subtotal		\$	47,000					-	-	
<b>Project Contingency</b>								-	-	
		\$	-		20,000	47,000	27,000	-	47,000	
<b>Total Expense</b>		<b>\$</b>	<b>247,881</b>	<b>8,828</b>	40,000	175,000	227,881	247,881	8,828	

9th St Sidewalk




**Project Description**

This project constructs a 6' wide sidewalk on 9th Street between McPherson Street and the recently finished Complete Streets sidewalk which ends at Hancock Street and connects to Sheridan Street. This project will connect the business park to Sheridan serving pedestrians in the neighborhood with a continuous sidewalk. Banked Capacity funding makes this project possible.

Revenue			Project Budget	2022 Actuals	2022 Est. Actual Revenues	2022 Budget	2023 Budget	Future Budget	Total Revenues	Actuals To Date
Banked Capacity Transfer In		\$	227,500		15,000	35,000	212,500		227,500	-
									-	-
									-	-
									-	-
									-	-
<b>Total Revenue</b>		<b>\$</b>	<b>227,500</b>	-	15,000	35,000	212,500	-	227,500	-

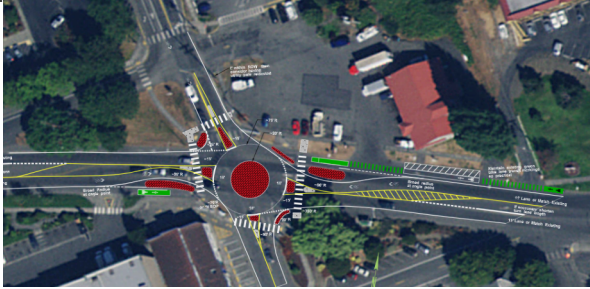
Expense			2022 Actuals	2022 Est. Actual Expenditures	2022 Budget	2023 Budget	Future Budget	Total Expenditures	Actuals to Date
<b>Design Engineering / Permitting</b>								-	-
								-	-
								-	-
								-	-
								-	-
Subtotal		\$	-					-	-
<b>Construction</b>								-	-
	Street	\$	182,500	8,325	30,000	182,500		182,500	8,325
								-	-
								-	-
Subtotal		\$	182,500					-	-
<b>Project Management</b>								-	-
	Street	\$	45,000	584	5,000	30,000		45,000	584
								-	-
								-	-
Subtotal		\$	45,000					-	-
<b>Project Contingency</b>								-	-
		\$	-					-	-
<b>Total Expense</b>		<b>\$</b>	<b>227,500</b>	<b>8,909</b>	<b>15,000</b>	<b>35,000</b>	<b>212,500</b>	<b>227,500</b>	<b>8,909</b>



**Project Description**

The Lawrence American Disabilities Act project provides for improved accessibility to the existing sidewalk network. This project is a high priority for Disability Awareness Starts Here and the City given the intensity of pedestrian activating in the center of Uptown and proximity to Farmers Market. This project is made possible with revenues from banked capacity.

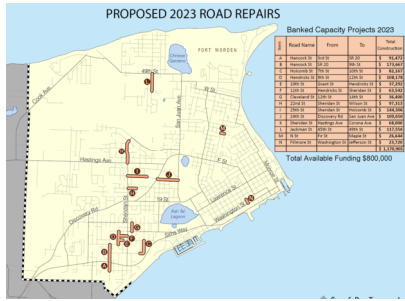
Revenue			Project Budget	2022 Actuals	2022 Est. Actual Revenues	2022 Budget	2023 Budget	Future Budget	Total Revenues	Actuals To Date
Banked Capacity Transfer In		\$	60,000		5,000	60,000	55,000		60,000	-
									-	-
									-	-
Storm Transfer In		\$	15,000			15,000	15,000		15,000	-
<b>Total Revenue</b>		<b>\$</b>	<b>75,000</b>	<b>-</b>	<b>5,000</b>	<b>75,000</b>	<b>70,000</b>		<b>75,000</b>	<b>-</b>
Expense				2022 Actuals	2022 Est. Actual Expenditures	2022 Budget	2023 Budget	Future Budget	Total Expenditures	Actuals To Date
<b>Design Engineering / Permitting</b>										
									-	-
									-	-
									-	-
									-	-
Subtotal		\$	-						-	-
<b>Construction</b>										
	Street	\$	38,000			38,000	38,000		38,000	-
									-	-
									-	-
	Storm	\$	12,000			12,000	12,000		12,000	-
Subtotal		\$	50,000						-	-
<b>Project Management</b>										
	Street	\$	22,000	800	5,000	22,000	17,000		22,800	800
									-	-
	Sewer								-	-
	Storm	\$	3,000						-	-
Subtotal		\$	25,000			3,000	3,000		3,000	-
<b>Project Contingency</b>										
		\$	-						-	-
<b>Total Expense</b>		<b>\$</b>	<b>75,000</b>	<b>800</b>	<b>5,000</b>	<b>75,000</b>	<b>70,000</b>		<b>75,800</b>	<b>800</b>



Proj Washington State Department Of Transportation is replacing signals at Mill Road/SR20 and Kearney/SR20 with compact roundabouts at each location. The City secured Federal Surface Transportation Block Grant funds through a competitive process administered by Jefferson County. The funds will be used to enhance the WSDOT project with improved pedestrian and bike facilities as well as work on the roundabout approaches. The project was approved by the City Council on August 16, 2021.

Project Budget			Prior Year Revenues	2022 Actuals	2022 Est. Actual Revenues	2022 Budget	2023 Budget	Future Budget	Total Revenues
<b>Rev</b>	Federal Grant Funds (STBG)	\$ 476,900			74,390	108,125	402,510		476,900
	Real Estate Excise Tax	\$ 74,500			11,610	16,875	62,890		74,500
									-
									-
									-
									-
		\$ 551,400	-		86,000	125,000	465,400		551,400
<b>Total Revenue</b>									
			Prior Year Expenditures	2022 Actuals	2022 Est. Actual Expenditures	2022 Budget	2023 Budget	Future Budget	Total Expenditures
<b>Exp</b>	<b>Design Engineering / Permitting</b>								
	Street	\$ 86,000			81,000	100,000	-		81,000
									-
									-
	Subtotal	\$ 86,000							-
	<b>Construction</b>								
	Street	\$ 465,400					463,400		463,400
									-
									-
	Subtotal	\$ 465,400							-
	<b>Project Management</b>								
	Street	\$ -		1,528	5,000	25,000	2,000		7,000
									-
									-
	Subtotal	\$ -							-
	<b>Project Contingency</b>								
									-
		\$ 551,400	-		86,000	125,000	465,400		551,400

2023 Banked Capacity Street Repair Projects



**Project Description**

The City proposes to invest up to 868,000 of banked capacity (property tax) into repair of streets. This project will include a number of stormwater management improvements prior to applying repair treatment to the street.

<b>Revenue</b>			<b>Project Budget</b>	2022 Actuals	2022 Est. Actual Revenues	2023 Budget	Future Budget	Total Revenues	
Banked Capacity Transfer In		\$	868,000			868,000		868,000	
Water Transfer In		\$	-					-	
Sewer Transfer In		\$	-					-	
Stormwater Transfer In		\$	251,970			251,970		251,970	
<b>Total Revenue</b>		<b>\$</b>	<b>1,119,970</b>	-	-	1,119,970		1,119,970	
<b>Expense</b>				2022 Actuals	2022 Est. Actual Expenditures	2023 Budget	Future Budget	Total Expenditures	
<b>Design Engineering / Permitting</b>									
	Street	\$	130,200			130,200		130,200	
	Storm	\$	62,993			62,993		62,993	
								-	
								-	
Subtotal		\$	193,193	\$	-	\$	193,193	\$	-
								193,193	
<b>Construction</b>									
	Street	\$	694,400			694,400		694,400	
	Water	\$	-			-		-	
	Sewer	\$	-			-		-	
	Storm	\$	188,977			188,977		188,977	
Subtotal		\$	883,377			<b>883,377</b>		<b>883,377</b>	
<b>Project Management</b>									
	Street	\$	43,400			-		-	
	Water	\$	-			-		-	
	Sewer	\$	-			-		-	
	Storm	\$	-			-		-	
Subtotal		\$	43,400			-		-	
<b>Project Contingency</b>									
		\$	-			43,400	-	43,400	
<b>Total Expense</b>		<b>\$</b>	<b>1,119,970</b>	-	-	<b>1,119,970</b>		<b>1,119,970</b>	



# Discovery Road

Improving Pedestrian and Bicycle Mobility

City of Port Townsend  
May 19, 2021



**Project Description**

The Discovery Road Project includes constructing a bicycle way, sidewalks, and curb ramps between the roundabout at Rainier Street and McClellan Street near Salish Coast Elementary School. The project will completely rebuild the failing pavement as well. The City received several grants to fund this large project. Discovery Road is an important arterial street connecting SR20 to Fort Worden. The City and stakeholders evaluated options for this project in the spring of 2021. City Council approved the concept design on May 17, 2021. Construction is anticipated in summer 2022.

Revenue	Project Budget	Prior Year Revenues	2022 Actuals	2022 Est. Actual Revenues	2022 Budget	2023 Budget	Future Budget	Total Revenues	Actuals To Date
Transportation Improvement Board - State Grant (UAP)	\$ 2,629,618	28,211		281,396	2,551,133	50,274		2,629,618	28,211
Washington State Department Of Transportation	\$ 1,442,082	-		37,339	1,442,082			1,442,082	-
Federal Grant Funds STP	\$ 621,515	265,292	303,468	356,223	159,578			621,515	568,759
Local - Street Funds - Bond	\$ 270,000	270,000		(123,831)				270,000	270,000
Water Transfer In	\$ 240,000	776		49,224	180,000			180,000	776
Sewer Transfer In	\$ 115,000	-		20,000	180,000			180,000	-
Storm Transfer In	\$ 250,000	-			250,000			250,000	-
<b>Total Revenue</b>	<b>\$ 5,568,215</b>	564,278		620,352	4,762,793	50,274	-	<b>5,573,215</b>	867,746

Expense		Prior Year Expenditures	2022 Actuals	2022 Est. Actual Expenditures	2022 Budget	2023 Budget	Future Budget	Total Expenditures	Actuals to Date
<b>Design Engineering / Permitting</b>									
	Street	\$ 755,854	339,058	287,592	416,796			339,058	626,649
	Water	\$ 34,216			34,216			-	-
	Sewer	\$ 13,217			13,217			-	-
	Subtotal	\$ 803,287						-	-
<b>Construction</b>									
	Street	\$ 3,322,829			4,030,719			4,030,719	-
	Water	\$ 190,937			150,000			150,000	-
	Sewer	\$ 92,877			160,000			160,000	-
	Storm	\$ 250,000			230,000			230,000	-
	Subtotal	\$ 3,856,643						-	-
<b>Project Management</b>									
	Street	\$ 197,810	259,856	54,603	(123,831)	126,867		386,723	314,459
	Water	\$ 12,833	776	1,649		30,000		30,776	2,425
	Sewer	\$ 6,242		1,523		20,000		20,000	1,523
	Storm	\$ -		98		20,000		20,000	98
	Subtotal	\$ 216,885						-	-
<b>Project Contingency</b>									
		\$ 691,400						-	-
<b>Total Expense</b>	<b>\$ 5,568,215</b>	<b>599,689</b>		<b>340,398</b>	<b>4,767,586</b>	<b>-</b>	<b>-</b>	<b>5,367,275</b>	<b>945,154</b>



**Project Description**

Miscellaneous capital repairs and replacement work comes up most years. The rate analysis includes \$200,000 per year of miscellaneous and unforeseen capital improvements. These funds also support removal and replacement of several thousand feet of spaghetti lines (4" or smaller pipes) which are a sources of leaks and system service failures. The city has started replacing 20 year old water meters as well.

Revenue			Project Budget	Prior Year Revenues	2022 Actual Revenues	2022 Est. Actual Revenues	2022 Budget	2023 Budget	Future Budget	Total Revenues
Water Rates		\$	200,000					200,000		200,000
										-
										-
										-
<b>Total Revenue</b>		<b>\$</b>	<b>200,000</b>	-	-	-	-	200,000		<b>200,000</b>
Expense				Prior Year Expenditures	2022 Actual Expenditures	2022 Est. Actual Expenditures	2022 Budget	2023 Budget	Future Budget	Total Expenditures
<b>Design Engineering / Permitting</b>										-
										-
										-
										-
										-
Subtotal		\$	-							-
<b>Construction</b>										-
	Water	\$	200,000		9,894			200,000		209,894
										-
										-
Subtotal		\$	200,000							-
<b>Project Management</b>										-
					1,110					1,110
										-
										-
										-
Subtotal		\$	-							-
<b>Project Contingency</b>										-
		\$	-							-
<b>Total Expense</b>		<b>\$</b>	<b>200,000</b>	-			-	<b>200,000</b>		<b>211,004</b>



OGWS Master Meters



**Project Description**

Accurate metering is necessary to ensure equitable water system cost sharing for the Olympic Gravity Water System operations and asset replacement. Port Townsend Municipal and the Mill water consumption will be individually metered at the point of delivery, located at the intersection of Mill Road and South 8th Street. Engineering and design for the metering is underway in 2021 and installation of the meters will occur in March 2022 during the annual paper mill maintenance shutdown.

Revenue			Project Budget	Actual 2022	2022 Est. Actual Revenues	2022 Budget	2023 Budget	Future Budget	Total Revenues	Actuals To Date
Water Operating Transfer In		\$	275,000		119,000	155,000	156,000		275,000	119,000
									-	-
									-	-
									-	-
									-	-
									-	-
<b>Total Revenue</b>		<b>\$</b>	<b>275,000</b>	-	119,000	155,000	156,000		<b>275,000</b>	119,000

Expense			Actual 2022	2022 Est. Actual Expenditures	2022 Budget	2023 Budget	Future Budget	Total Expenditures	Actuals to Date
<b>Design Engineering / Permitting</b>									
								-	-
								-	-
RH2 Contract \$44,000	Water	\$	55,000	40,551	44,000	42,500	11,000	55,000	40,551
								-	-
Subtotal		\$	55,000					-	-
<b>Construction*</b>									
								-	-
								-	-
	Water	\$	200,000	33,109	70,000	107,500	130,000	200,000	103,109
								-	-
Subtotal		\$	200,000					-	-
<b>Project Management</b>									
								-	-
								-	-
	Water	\$	20,000	491	5,000	5,000	15,000	20,000	5,491
								-	-
Subtotal		\$	20,000					-	-
<b>Project Contingency</b>		\$	-					-	-
								-	-
<b>Total Expense</b>		<b>\$</b>	<b>275,000</b>	<b>74,151</b>	<b>119,000</b>	<b>155,000</b>	<b>156,000</b>	<b>275,000</b>	<b>149,151</b>

1 MG Standpipe Coating



**Project Description**

The 1-million gallon steel standpipe needs periodic repainting to preserve the structure. The tank has not been recoated since it was constructed in 1995. Engineering and design for painting and corrosion protection is scheduled for 2022 and repainting in 2023. The project will require taking the standpipe offline for approximately 2 months to sandblast and recoat the tank.

Revenue			Project Budget	Prior Year Revenues	2022 Actual Revenues	2022 Est. Actual Revenues	2022 Budget	2023 Budget	Future Budget	Total Revenues
Water Operating Transfer In		\$	850,000		-		150,000	140,000	710,000	850,000
										-
										-
										-
										-
<b>Total Revenue</b>		<b>\$</b>	<b>850,000</b>	-	-	-	150,000	140,000		<b>850,000</b>
Expense				Prior Year Expenditures	2022 Actual Expenditures	2022 Est. Actual Expenditures	2022 Budget	2023 Budget	Future Budget	Total Expenditures
<b>Design Engineering / Permitting</b>										-
										-
	Water	\$	100,000		-		140,000	100,000		100,000
										-
Subtotal		\$	100,000							-
<b>Construction</b>										-
										-
	Water	\$	710,000					-	710,000	710,000
										-
Subtotal		\$	710,000							-
<b>Project Management</b>										-
										-
	Water	\$	40,000		-		10,000	40,000		40,000
										-
Subtotal		\$	40,000							-
<b>Project Contingency</b>										-
		\$	-							-
<b>Total Expense</b>		<b>\$</b>	<b>850,000</b>	-	-	-	150,000	140,000	710,000	<b>850,000</b>




**Project Description**

As part of the water supply agreement, a capital spending plan was developed to address system long term reliability. Investments in the diversions are anticipated in the long-term plan. The main control valve building at the Big Quilcene Diversion has experienced significant rot and needs replacing at the request of the operating crew.

Revenue		Project Budget	Prior Year Revenues	2022 Est. Actual Revenues	2022 Budget	2023 Budget	Future Budget	Total Revenues	Actuals To Date
Water - Olympic Gravity Water System Fund		\$ 125,000				125,000	-	125,000	-
								-	-
								-	-
								-	-
								-	-
<b>Total Revenue</b>		<b>\$ 125,000</b>	-	-	-	125,000		<b>125,000</b>	-

Expense			Prior Year Expenditures	2022 Est. Actual Expenditures	2022 Budget	2023 Budget	Future Budget	Total Expenditures	Actuals to Date
<b>Design Engineering / Permitting</b>									
	Water	\$ 15,000				15,000		15,000	-
								-	-
								-	-
								-	-
	Subtotal	\$ 15,000						-	-
<b>Construction*</b>									
	General Government							-	-
	Water	\$ 100,000				100,000		100,000	-
								-	-
	Storm							-	-
	Subtotal	\$ 100,000						-	-
<b>Project Management</b>									
								-	-
	Water	\$ 10,000				10,000		10,000	-
								-	-
	Subtotal	\$ 10,000						-	-
<b>Project Contingency</b>									
		\$ -						-	-
<b>Total Expense</b>		<b>\$ 125,000</b>		-	-	125,000	-	<b>125,000</b>	-



**Project Description**

As part of the water supply agreement, a capital spending plan was developed to address system long term reliability. Evaluation of the 1928 section of the pipeline is included in the plan to accurately assess the remaining useful life. This study will guide replacement strategies to ensure water delivery is sustained.

Revenue		Project Budget	Prior Year Revenues	2022 Est. Actual Revenues	2022 Budget	2023 Budget	Future Budget	Total Revenues	Actuals To Date
Water - Olympic Gravity Water System Fund		\$ 550,000				150,000	400,000	550,000	-
								-	-
								-	-
								-	-
								-	-
<b>Total Revenue</b>		<b>\$ 550,000</b>	-	-	-	150,000		<b>550,000</b>	-

Expense			Prior Year Expenditures	2022 Est. Actual Expenditures	2022 Budget	2023 Budget	Future Budget	Total Expenditures	Actuals to Date
<b>Design Engineering / Permitting</b>									
	Water	\$ 425,000				125,000	300,000	425,000	-
								-	-
								-	-
	Subtotal	\$ 425,000						-	-
<b>Construction*</b>									
	General Government							-	-
	Water							-	-
	Storm							-	-
	Subtotal	\$ -						-	-
<b>Project Management</b>									
	Water	\$ 125,000				25,000	100,000	125,000	-
								-	-
	Subtotal	\$ 125,000						-	-
<b>Project Contingency</b>									
		\$ -						-	-
<b>Total Expense</b>		<b>\$ 550,000</b>		-	-	150,000	400,000	<b>550,000</b>	-

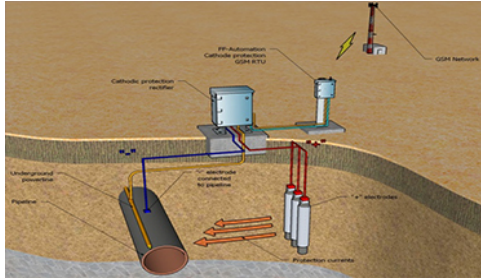


**Project Description**

The City is required to retain an engineering consultant to develop alternatives for improving East Dam stability during possible seismic events. The alternatives will also examine minimizing earthquake-induced embankment deformations which can lead to uncontrolled release of reservoir contents. The City is applying for a High Hazard Potential Dams Grant in 2021 in order to conduct the engineering study in 2022.

Revenue		Project Budget	Prior Year Revenues	2022 Est. Actual Revenues	2022 Budget	2023 Budget	Future Budget	Total Revenues	Actuals To Date
Water - Olympic Gravity Water System Fund		\$ 72,100			100,000	72,100		72,100	-
FEMA Grant - Hazard Mitigation Grant		\$ 86,900				86,900		86,900	-
								-	-
								-	-
								-	-
<b>Total Revenue</b>		<b>\$ 159,000</b>	-	-	100,000	159,000		<b>159,000</b>	-

Expense			Prior Year Expenditures	2022 Est. Actual Expenditures	2022 Budget	2023 Budget	Future Budget	Total Expenditures	Actuals to Date
<b>Design Engineering / Permitting</b>									
	Water	\$ 129,000		-	95,000	129,000		129,000	-
								-	-
								-	-
	Subtotal	\$ 129,000						-	-
<b>Construction*</b>									
	General Government							-	-
	Water							-	-
	Storm							-	-
	Subtotal	\$ -						-	-
<b>Project Management</b>									
								-	-
	Water	\$ 30,000			5,000	30,000		30,000	-
								-	-
	Subtotal	\$ 30,000						-	-
<b>Project Contingency</b>									
		\$ -						-	-
<b>Total Expense</b>		<b>\$ 159,000</b>		-	100,000	159,000	-	<b>159,000</b>	-




**Project Description**

As part of the water supply agreement, a capital spending plan was developed to address system long term reliability. Cathodic protection is a key feature in the system needed to extend the life of the pipeline. Cathodic protection is missing in the area between the Master meters and south past Otto Street. This project will install a new cathodic system for this section of the pipeline.

Revenue		Project Budget	Prior Year Revenues	2022 Est. Actual Revenues	2022 Budget	2023 Budget	Future Budget	Total Revenues	Actuals To Date
Water - Olympic Gravity Water System Fund		\$ 154,000				154,000		154,000	-
								-	-
								-	-
								-	-
								-	-
<b>Total Revenue</b>		<b>\$ 154,000</b>	-	-	-	154,000		<b>154,000</b>	-

Expense			Prior Year Expenditures	2022 Est. Actual Expenditures	2022 Budget	2023 Budget	Future Budget	Total Expenditures	Actuals to Date
<b>Design Engineering / Permitting</b>									
	Water	\$ -						-	-
								-	-
								-	-
								-	-
	Subtotal	\$ -						-	-
<b>Construction*</b>									
	General Government							-	-
	Water	\$ 130,000				130,000		130,000	-
	Storm							-	-
	Subtotal	\$ 130,000						-	-
<b>Project Management</b>									
								-	-
	Water	\$ 24,000				24,000		24,000	-
								-	-
	Subtotal	\$ 24,000						-	-
<b>Project Contingency</b>									
		\$ -						-	-
<b>Total Expense</b>		<b>\$ 154,000</b>		-	-	<b>154,000</b>	-	<b>154,000</b>	-



**Project Description**

Miscellaneous capital repairs and replacement work comes up most years. The rate analysis includes \$200,000 per year of miscellaneous and unforeseen capital improvements. These funds support pipe replacement, and rehabilitation such as CIPP or slip lining.

Revenue			Project Budget	Prior Year Revenues	2022 Actual Revenues	2022 Budget	2023 Budget	Future Budget	Total Revenues	Actuals To Date
Water Rates		\$	200,000				200,000		-	-
									-	
<b>Total Revenue</b>		<b>\$</b>	<b>200,000</b>	-	-	-	200,000		<b>200,000</b>	-
Expense				Prior Year Expenditures	2022 Actual Expenditures	2022 Budget	2023 Budget	Future Budget	Total Expenditures	Actuals to Date
<b>Design Engineering / Permitting</b>										
									-	-
									-	-
									-	-
									-	-
Subtotal		\$	-						-	-
<b>Construction</b>										
	Water	\$	200,000				200,000		-	-
									-	-
									-	-
									-	-
Subtotal		\$	200,000						-	-
<b>Project Management</b>										
									-	-
									-	-
									-	-
									-	-
Subtotal		\$	-						-	-
<b>Project Contingency</b>										
		\$	-						-	-
<b>Total Expense</b>		<b>\$</b>	<b>200,000</b>	-		-	200,000		<b>200,000</b>	-

Sewer Outfall



**Project Description**

This project includes permitting, design and construction to replace or rehabilitate the off-shore portion of the existing wastewater treatment plant outfall system with a new outfall and diffuser. The City has secured Department of Ecology loans to help construct this project.

Revenue		Project Budget	Prior Year Revenues	2022 Actuals	2022 Est. Actual Expenditures	2022 Budget	2023 Budget	Future Budget	Total Revenues
Department of Ecology (ECY) Loan/Grant		\$ 408,000	408,000						408,000
Department of Ecology (ECY) Loan		\$ 3,330,000				90,000	90,000	3,240,000	3,330,000
Sewer System Development Charge		\$ 200,000	92,576					107,424	200,000
Sewer Operating Transfer		\$ 170,000			11,000	10,000	10,000	149,000	170,000
									-
									-
									-
<b>Total Revenue</b>		<b>\$ 4,108,000</b>	500,576		11,000	100,000	100,000	3,496,424	<b>4,108,000</b>

Expense			Prior Year Expenditures	2022 Actuals	2022 Est. Actual Expenditures	2022 Budget	2023 Budget	Future Budget	Total Expenditures
<b>Design Engineering / Permitting</b>									-
									-
									-
	Sewer	\$ 805,000	394,222	2,582	10,000	80,000	80,000	320,778	805,000
	Subtotal	\$ 805,000							-
<b>Construction</b>									-
									-
									-
	Sewer	\$ 2,710,000						2,710,000	2,710,000
	Subtotal	\$ 2,710,000							-
<b>Project Management</b>									-
									-
									-
	Sewer	\$ 403,000	92,428	126	1,000	20,000	20,000	289,572	403,000
	Subtotal	\$ 403,000							-
<b>Project Contingency</b>									-
		\$ 190,000						190,000	190,000
<b>Total Expense</b>		<b>\$ 4,108,000</b>	486,650		11,000	100,000	100,000	3,510,350	<b>4,108,000</b>



General Sewer Plan



**Project Description**

The General Sewer Plan for the City was last updated in 2000. This update involves a significant review of the entire sanitary sewer system to plan for the next 20 years. The City selected RH2 Engineering in 2021 to complete the plan update in 2022. The plan will result in an updated Capital Plan as well as project operational needs for operating the sewer system.

Revenue			Project Budget	Prior Year Revenues	2022 Actual Revenues	2022 Est. Actuals	2022 Budget Sewer	2023 Budget	Future Budget	Total Revenues	Actuals To Date
Sewer System Development Charge		\$	230,000	37,777		100,000	210,000	92,223		230,000	37,777
Interlocal Agreement with Jeff. Co		\$	30,000			10,000		20,000		30,000	-
										-	
										-	
										-	
<b>Total Revenue</b>		<b>\$</b>	<b>260,000</b>	37,777	-	110,000	210,000	112,223		<b>260,000</b>	37,777

Expense			Prior Year Expenditures	2022 Actual Expenditures	2022 Est. Actuals	2022 Budget Sewer	2023 Budget	Future Budget	Total Expenditures	Actuals to Date
<b>Design Engineering / Permitting</b>									-	-
									-	-
									-	-
RH2 Contract = 198522+30000	Sewer	\$	230,000	27,571	47,566	100,000	180,000	92,223	219,794	75,137
Subtotal		\$	230,000						-	-
<b>Construction</b>									-	-
									-	-
									-	-
									-	-
Subtotal		\$	-						-	-
<b>Project Management</b>									-	-
									-	-
									-	-
	Sewer	\$	30,000	10,206	3,565	10,000	30,000	20,000	40,206	13,771
Subtotal		\$	30,000						-	-
<b>Project Contingency</b>									-	-
		\$	-						-	-
<b>Total Expense</b>		<b>\$</b>	<b>260,000</b>	37,777	51,131		210,000	112,223	<b>260,000</b>	88,908



## Puget Sound Nutrient Source Reduction Project

March 16, 2018  
Presented to the Nisqually River Council  
by Dustin Bilhimer, Water Quality Program

**Project Description**

The City's Wastewater Treatment Plant does an exceptional job removing nutrients from the waste stream before reclaimed water is released into the Strait of Juan De Fuca. In order to reduce nutrient loading to the Puget Sound, the Department of Ecology is expected to place new limits on the City's National Pollutant Discharge Elimination System (NPDES) permit. The City will receive a grant to perform a study of the plant to determine what upgrades are necessary to comply with the new permit.

Revenue			Prior Year Revenues	2022 Actuals	2022 Est. Actual Revenues	2022 Budget Sewer	2023 Budget	Future Budget	Total Revenues
Department of Ecology (ECY) Nutrient Grant		\$ 160,000				160,000	160,000		160,000
Sewer Rates		\$ 15,000			3,500		11,500		15,000
									-
									-
									-
<b>Total Revenue</b>		<b>\$ 175,000</b>	-		3,500	160,000	171,500		<b>175,000</b>

Expense			Prior Year Expenditures	2022 Actuals	2022 Est. Actual Expenditures	2022 Budget Sewer	2023 Budget	Future Budget	Total Expenditures
<b>Design Engineering / Permitting</b>									
									-
									-
	Sewer	\$ 160,000		1,655	2,500	155,000	157,500		160,000
	Subtotal	\$ 160,000							-
<b>Construction</b>									
									-
									-
									-
	Subtotal	\$ -							-
<b>Project Management</b>									
									-
									-
	Water								-
	Sewer	\$ 15,000		98	1,000	5,000	14,000		15,000
	Subtotal	\$ 15,000							-
<b>Project Contingency</b>									
		\$ -							-
<b>Total Expense</b>		<b>\$ 175,000</b>	-		3,500	160,000	171,500		<b>175,000</b>



**Project Description**

Miscellaneous capital repairs and replacement work comes up most years. The rate analysis includes \$50,000 per year of miscellaneous and unforeseen capital improvements.

Revenue			Project Budget	Prior Year Revenues	2022 Actual Revenues	2022 Est. Actual Revenues	2022 Budget	2023 Budget	Future Budget	Total Revenues
Stormwater Rates		\$	50,000			5,000		50,000		55,000
										-
										-
										-
<b>Total Revenue</b>		<b>\$</b>	<b>50,000</b>	-	-	-	-	50,000		<b>55,000</b>
Expense				Prior Year Expenditures	2022 Actual Expenditures	2022 Est. Actual Expenditures	2022 Budget	2023 Budget	Future Budget	Total Expenditures
<b>Design Engineering / Permitting</b>										-
										-
										-
										-
										-
Subtotal		\$	-							-
<b>Construction</b>										-
	Storm	\$	50,000		4,711	5,000		50,000		55,000
										-
										-
Subtotal		\$	50,000							-
<b>Project Management</b>										-
					54					-
										-
										-
										-
Subtotal		\$	-							-
<b>Project Contingency</b>										-
		\$	-							-
<b>Total Expense</b>		<b>\$</b>	<b>50,000</b>	-			-	<b>50,000</b>		<b>55,000</b>

Fund	Project	Project Budget	Actual Expenditure	Remaining Budget	Project Status Description
General Government ARPA	Pink House	305,000	-	305,000	Architect hired. Work to start fall of 2022
General Government ARPA	Library Windows	170,000	197	169,804	Library Windows and Bathroom, goal to start fall 2022.
General Government	Library Restrooms	33,000	-	33,000	Library Windows and Bathroom, goal to start fall 2022.
General Government	Chetzemoka Kitchen Shelter	100,000	-	100,000	Reaching out to contractors regarding the shelter. Everyone is busy and booked for the foreseeable future.
General Government Sewer	Affordable Housing	6,115,500	1,388,245	4,727,255	Property purchased. Cultural resources 90% complete. Additional funding requested.
General Government ARPA	City Hall Upgrades Phase 3	400,000	-	400,000	Space planning underway. Acoustics and blinds ordered.
Street REET PIF	Sims Way and Boatyard Expansion Project	370,000	1,376	368,625	The project involves removal of the existing Poplar trees, expanding the boatyard, and planting new trees on the south side.
Water \ Sewer Storm	Street Pacific & Spruce	247,881	8,828	239,053	Waiting for survey and then can proceed with design. Most of the Construction is targeted for next year.
Street	9th St Sidewalk	227,500	8,909	218,591	Waiting for survey and then can proceed with design. Most of the Construction is targeted for next year.
Street Storm	ADA Lawrence St	60,000	800	59,200	Waiting for survey and then can proceed with design. Most of the Construction is targeted for next year.
Street REET	Kearney St	551,400	1,528	549,872	WSDOT contracted to perform design and construction. On target.
Street Banked Capacity	2023 Banked Capacity Street Repair Projects	1,119,970	-	1,119,970	Public process underway. Design fall of 2022.
Water \ Sewer Storm	Street Discovery Road	5,568,215	945,154	4,623,061	Design nearly complete. Bidding date is August. Working with the grant agencies on the billings and approval to advertise for bids.
Water	General Water Capital Replacement, Improvements, and Repairs	200,000	11,004	188,996	Replacing spaghetti lines. This was left out of the budget and will be included in the next supplemental.
Water	OGWS Master Meters	275,000	149,151	125,849	95% complete. Waiting on electrical parts. Anticipated completion in September.
Water	1 MG Standpipe Coating	850,000	149,151	700,849	On hold.
Water	Big Quilcene Main Control Valve Building Replacement	125,000	-	125,000	WSDOT is considering canceling the Mill Road compact roundabout in which case we will cancel utility crossings.
Water	Pipeline Condition Assessment - 1928 OGWS Pipeline	125,000	-	125,000	Materials purchased, design complete. Bidding for October install. Material purchase has been extremely difficult.
Water	Lords Lake	159,000	-	159,000	Lords Lake Dam Stabilization – Consultant selection under way.
Sewer	Cathodic Protection - 1928 OGWS Pipeline	154,000	-	154,000	Delays and working thru construction challenges. The goal is to have this work being done in August and September.
Sewer	Sewer Outfall	4,108,000	500,358	3,607,642	On hold while collecting flow data to evaluate other options.
Sewer	General Sewer Plan	260,000	88,908	171,093	General Sewer Plan and Nutrient Study – Underway Complete in 2023.
Sewer	Wastewater Nutrient	175,000	1,753	173,247	Grant secured. Work in 2023.
<b>Totals</b>		<b>21,394,466</b>	<b>3,255,362</b>	<b>18,139,104</b>	

2023 Budget Project Status by Fund	2023 Project Budget
<b>General Government</b>	
Pink House	30,000
Library Windows	100,000
Library Restrooms	-
Chetzemoka Kitchen Shelter	92,500
Kah Tai Restrooms	203,400
City Hall Upgrades Phase 3	400,000
<b>Subtotals</b>	<b>825,900</b>
<b>Street</b>	
Sims Way and Boatyard Expansion Project	286,000
Pacific & Spruce	82,881
9th St Sidewalk	212,500
ADA Lawrence St	55,000
Kearney St	465,400
2023 Banked Capacity Street Repair Projects	868,000
Discovery Road	-
<b>Subtotals</b>	<b>1,969,781</b>
<b>Water</b>	
Discovery Road	-
Pacific & Spruce	70,000
1 MG Standpipe Coating	140,000
General Water Capital Replacement, Improvements, and Repairs	200,000
OGWS Master Meters	156,000
Lords Lake	159,000
Big Quilcene Main Control Valve Building Replacement	125,000
Pipeline Condition Assessment - 1928 OGWS Pipeline	150,000
Cathodic Protection - 1928 OGWS Pipeline	154,000
<b>Subtotals</b>	<b>1,154,000</b>
<b>Sewer</b>	
Discovery Road	-
Pacific & Spruce	55,000
2023 General Sewer Capital Replacement, Improvements, and Repairs	200,000
Sewer Outfall	100,000
General Sewer Plan	112,223
Wastewater Nutrient	171,500
Affordable Housing	540,000
<b>Subtotals</b>	<b>1,178,723</b>
<b>Storm</b>	
General Stormwater Capital Replacement, Improvements, and Repairs	50,000
ADA Lawrence St	15,000
Discovery Road	-
Pacific & Spruce	20,000
2023 Banked Capacity Street Repair Projects	251,970
<b>Subtotals</b>	<b>336,970</b>
<b>TOTALS</b>	<b>5,465,374</b>

# Appendix B

Capital Facilities Plan Tables

### Capital Facilities Element - Information Technology

PROJECT NAME	Source of Funds	2023	2024	2025	2026	2027	2028	Total (2023-2028)	2029+
<b>Funded</b>		86,500	40,000	60,000	60,000	60,000	60,000	366,500	
ERP Upgrade, 4-5 year cycle	IT-ERR	70,000	70,000	70,000	70,000	70,000	70,000	420,000	
Upgrade Laserfiche	ARPA	25,000						25,000	
Upgrade SQL Server	ARPA	15,000						15,000	
								-	
<b>Subtotal Funded</b>		196,500	110,000	130,000	130,000	130,000	130,000	826,500	-
<b>Unfunded</b>								-	
Secure WiFi; wiring & access points for City Hall		30,000						30,000	
Chamber upgrades; big screen, upgrade recording equipment & cameras		35,000	35,000					70,000	
Modernize stairwell switch room		50,000						50,000	
<b>Subtotal Unfunded</b>	\$ -	115,000	35,000	-	-	-	-	-	-
<b>Total Projects</b>	\$ -	311,500	145,000	130,000	130,000	130,000	130,000	826,500	-

**Capital Facilities Element - Housing/Econ. Dev**

PROJECT NAME	Source of Funds	2,023	2,024	2,025	2,026	2,027	2,028	Total (2023-2028)	2029+
<b>Funded</b>									
Evans Vista - Plan and Entitlements	Jeff. Co. ARPA	500,000						500,000	
Sims Way Gateway and Boatyard Exp.	PIF, REET	150,000						150,000	
Cherry Street - Carmel Building	Bond	100,000						100,000	
Buildable Lands Inventory	Gen Fund	60,000						60,000	60,000
2025 Comprehensive Plan Update	Grants, Gen Fund, ARPA	125,000	75,000	75,000					
Tech. upgrades: Timely permit processing	ARPA	8,400	20,000				10,000	38,000	20,000
<b>Subtotal Funded</b>	<b>\$ -</b>	<b>943,400</b>	<b>95,000</b>	<b>75,000</b>	<b>-</b>	<b>-</b>	<b>10,000</b>	<b>848,000</b>	<b>80,000</b>
<b>Unfunded</b>									
<b>Economic Development</b>									
Downtown Restrooms	LTAC, Sewer			500,000				500,000	
Thayer Street - Wash. to Sims	LID							-	
Review and Modify subarea plans (CP Land Use Element Implementation Strategy No. 6).	Gen Fund								
Electric Vehicle Charging stations	Grants, LTAC								
Bikeshare and scooters	Grants, LTAC								
Water walk - Urban Waterfront Plan	Gen. Fund, Grants						100,000	100,000	50,000
Childcare Facility Resources									
EDC contract									
Facade Improvement Grants									
Wayfinding and interpretive heritage signage improvements (CP Econ. Dev Implementation Strategy)							250,000	250,000	25,000
Downtown Market Study in conjunciton with Main Street Program							100,000	100,000	100,000
Downtown Parking Management Plan (CP Economic Development Implementation Stragegy No. 2)									
Creative District	grants								
Olympic Discovery Trail extension across City owned property									
Evans Vista Development Marketing			25,000					25,000	
seasonal weekday public produce market at old ferry dock on Quincy Street							25,000	25,000	5,000
Parking structure feasiblity study downtown - Urban Waterfront Plan							200,000	200,000	
Identify needs and cumulative impacts of private ferry proposals with adequate parking							50,000	50,000	
Place utilities underground downtown.				100,000				100,000	



**Capital Facilities Element - Housing/Econ. Dev**

PROJECT NAME	Source of Funds	2,023	2,024	2,025	2,026	2,027	2,028	Total (2023-2028)	2029+
<b>Environmental</b>									
Sea Level Rise Action Plan	Grants, Gen Fund		250,000					2,000,000	
Work with Port to obtain grand funding for stormwater, flood, and economic development projects (CP Economic Development Strategy)							50,000	50,000	50,000
Climate Action Committee Action Plan Support									
Marketing and Coordination with other entities (CP Economic Development Implementation Strategy No.									
<b>Housing</b>									
Surplus City property for affordable housing	Gen Fund		50,000		50,000		50,000	150,000	300,000
affordable housing and workforce with infrastructure	grants, Gen Fund						500,000	500,000	500,000
Establishment of up to two Tax Increment Financing Districts	REET						500,000	500,000	
Support a Community Housing Land Trust (CP Housing Element Implementation Strategy No. 4)	Gen Fund, grants			100,000		100,000		200,000	300,000
Audit and adjust zoning code, design standards and fees to accomodate a variety of housing types (CP Housing Element Implementation Strategy No. 2)	Gen Fund, grants	100,000		100,000		100,000		300,000	100,000
Update Housing Assesment, Update Housing Action Plan	Gen fund, grants		75,000				75,000	150,000	100,000
Review and Modify existing design criteria (CP Land Use Element Implementation Strategy No. 3)	Gen Fund, grants		25,000		50,000			100,000	50,000
Accept stock plans for middle housing, waive plan review fee	Gen Fund	15,000	15,000	15,000	15,000	15,000	15,000	90,000	100,000
Research and develop a housing incentive program for new development or renovation of existing buildings	Gen Fund, grants			100,000				100,000	50,000
Explore public-private renovation project for Historic District upper floors to accomodate live/work housing	Gen fund, grants			50,000			50,000	100,000	50,000
Open space density transfers (transfer development rights)	Gen fund, grants		25,000				25,000	50,000	25,000
Subtotal Unfunded	\$ -	115,000	465,000	965,000	115,000	215,000	1,990,000	5,640,000	1,805,000
<b>Total Projects</b>	<b>\$ -</b>	<b>1,058,400</b>	<b>560,000</b>	<b>1,040,000</b>	<b>115,000</b>	<b>215,000</b>	<b>2,000,000</b>	<b>6,488,000</b>	<b>1,885,000</b>

**Capital Facilities Element - Stormwater**

PROJECT NAME	Source of Funds	2023	2024	2025	2026	2027	2028	Total (2023-2028)	2029+
<b>Funded</b>									
General Stormwater Capital (Annual)	Rates	50,000	50,000	50,000	50,000	50,000	50,000	300,000	
Pacific and Spruce	Rates	20,000						20,000	
Lawrence	Rates	15,000							
2023 Banked Capacity projects storm portion	Rates	251,970							
Discovery Road	Rates	250,000							
16th Sheridan to Landes	Rates		210,000					210,000	
Center Street	Rates					400,000		400,000	
Lawrence	Rates						850,000	850,000	
Basin Planning	Rates				50,000			50,000	
Capital Plan per Rate Model to 2039	Rates							-	2,200,000
<b>Subtotal Funded</b>		<b>586,970</b>	<b>260,000</b>	<b>50,000</b>	<b>100,000</b>	<b>450,000</b>	<b>900,000</b>	<b>1,830,000</b>	<b>2,200,000</b>
<b>Unfunded</b>									
Placeholder for Water Quality Imp.	Grants, Rates				500,000		500,000	1,000,000	2,000,000
<b>Subtotal Unfunded</b>		<b>-</b>	<b>-</b>	<b>-</b>	<b>500,000</b>	<b>-</b>	<b>500,000</b>	<b>1,000,000</b>	<b>2,000,000</b>
<b>Total Projects</b>		<b>586,970</b>	<b>260,000</b>	<b>50,000</b>	<b>600,000</b>	<b>450,000</b>	<b>1,400,000</b>	<b>2,830,000</b>	<b>4,200,000</b>

**Capital Facilities Element - Wastewater/Compost**

PROJECT NAME	Source of Funds	2023	2024	2025	2026	2027	2028	Total (2023-2028)	2029+
<b>Funded</b>									
New Outfall	Rates, Loan	100,000	3,400,000					3,500,000	
Eng. Report for WWTP Upgrades	Rates		140,000					140,000	
General Wastewater (Annual)	Rates	200,000	200,000	200,000	200,000	200,000	200,000	1,200,000	
Maintenance Holes	Rates	100,000	100,000	100,000	100,000	100,000	100,000	600,000	
Mill Road Lift Station	Rates, Grant		1,700,000					1,700,000	
Discovery Road	Rates	93,000							
Carry forward for Gen. Sewer Plan	Rates	100,000						100,000	
Nutrient Study	Grant	160,000						160,000	
Additional Pickup	Rates	40,000							
<b>Subtotal Funded</b>		<b>793,000</b>	<b>5,540,000</b>	<b>300,000</b>	<b>300,000</b>	<b>300,000</b>	<b>300,000</b>	<b>7,400,000</b>	<b>-</b>
<b>Unfunded</b>									
Pipe under Belt press replace	Rates		150,000					150,000	
Mill Road Lift Station	Grants, LFC		2,500,000						
New Influent PS Coating System	Rates			315,000				315,000	
Headworks Plastic Liner Repair	Rates			210,000				210,000	
Secondary Clarifier Mechanism Recoating	Rates			350,000				350,000	
Concrete Launder Coating	Rates			105,000				105,000	
Influent Pump Instrument Replacement	Rates		70,000					70,000	
PLC Replacement	Rates		630,000					630,000	
UPS Replacement	Rates		14,000					14,000	
VFD Replacement	Rates		105,000					105,000	
Flow Meter Replacement	Rates		14,000					14,000	
Arc Flash	Rates		42,000					42,000	
Non-Pot pump rebuild	Rates		40,000	40,000				80,000	
Emergency Generator for Monroe	Rates, FEMA				400,000				
Slip lining of main lines	Rates			300,000		300,000		600,000	3,000,000
Placeholder for WWTP Upgrades	Grants, Loan, Rates							-	
Placeholder for Nutrient System Upgrades	Rates							-	
Kuhn St. House Siding and Windows	Rates		60,000					60,000	
Kuhn St. House Deck	Rates		10,000					10,000	
WWTP expansion land purchase	Rates				1,200,000			1,200,000	

Sewer Trunkline extensions placeholder	Grant, Loan, LFC, LID		300,000	300,000		300,000		900,000	
Inflow removal (ie Lawrence ST)	Grant, Loan, Rates					750,000		750,000	5,000,000
COMPOST FACILITY								-	
Placeholder for expansion	Rates, SDC						1,500,000	1,500,000	
Placeholder for septic (Jeff Co.)	Jeff. Co., Fees						2,500,000	2,500,000	
Placeholder for Mech. Sys. Repl.	Rates						1,000,000	1,000,000	
Subtotal Unfunded		-	3,935,000	1,620,000	1,600,000	1,350,000	5,000,000	10,605,000	8,000,000
<b>Total Projects</b>		<b>793,000</b>	<b>9,475,000</b>	<b>1,920,000</b>	<b>1,900,000</b>	<b>1,650,000</b>	<b>5,300,000</b>	<b>18,005,000</b>	<b>8,000,000</b>

All items in blue are from the Jacobs Report for the Treatment Plant and the cost is in 2019 number 40% was added to those numbers for today's cost.  
We are in the process of updating our 20 year sewer plan and that will show us where we need to look at spending money for the next 20 years.  
These evaluations should be included in the SPU  
As part of our sewer plan update we are evaluating the entire Compost Facility as to capacity and options.  
We will get 20 year spending options from the report.

**Capital Facilities Element - Water**

PROJECT NAME	Source of Funds	2023	2024	2025	2026	2027	2028	Total (2023-2028)	2029+
<b>Funded</b>									
OGWS Master Water Meter Installation	Rates	175,000						175,000	
Pacific & Spruce	Rates	70,000						70,000	
Water Main Replacements & Upgrades	Rates	100,000	100,000	200,000	200,000	200,000	200,000	1,000,000	2,000,000
Standpipe Painting and Corrosion Protection	Rates	140,000	750,000					890,000	
Discovery Road	Rates	190,000							
2023 Ford Ranger Adding New Vehicle	Rates	35,000						35,000	
Water Meter Replacement and Upgrades	Rates			438,247	321,437	321,437	321,437	1,402,560	321,437
Filter Membrane Replacement	Rates					328,687		328,687	
Master Water Plan Update	Rates						100,000	100,000	50,000
<b>Subtotal Funded</b>		<b>710,000</b>	<b>850,000</b>	<b>638,247</b>	<b>521,437</b>	<b>850,125</b>	<b>621,437</b>	<b>4,001,247</b>	<b>2,371,437</b>
<b>Unfunded</b>									
Solar Roof at Water Treatment Fac.	Grant				750,000				
<b>Subtotal Unfunded</b>		<b>-</b>	<b>-</b>	<b>-</b>	<b>750,000</b>	<b>-</b>	<b>-</b>	<b>-</b>	<b>-</b>
<b>Total Projects</b>		<b>710,000</b>	<b>850,000</b>	<b>638,247</b>	<b>1,271,437</b>	<b>850,125</b>	<b>621,437</b>	<b>4,001,247</b>	<b>2,371,437</b>

**Capital Facilities Element - Fleet**

PROJECT NAME	Source of Funds	2023	2024	2025	2026	2027	2028	Total (2023-2028)	2029+
Funded									
Streets									
2023 10yd Dump Truck Replacing #54	ERR	300,000						300,000	
2024 P/U 3/4Ton Replacing #45	ERR		40,000					40,000	
2027 IR Roller Replacing #41	ERR					60,000		60,000	
Bucket Truck Replacing #52 10% Facilities	ERR		150,000					150,000	
Streets/Storm									
Grader Replacing #27	ERR			375,000				375,000	
2023 Street Sweeper Replacing #43A	ERR	425,000						425,000	
New Holland Mower Replacing #24	ERR						80,000	80,000	
Streets, Sewer, Storm									
2024 5yd Dump Truck #70	ERR		300,000					300,000	
2024 Ford Ranger Replacing #77	ERR		35,000					35,000	
2025 Ford Ranger Replacing #18	ERR			35,000				35,000	
Streets, Sewer, Storm and Water Distribution									
2028 Internationa Dump Replacing #46	ERR						300,000	300,000	
Miller Tilt Deck Trailer	ERR		40,000					40,000	
Water Distribution									
2023 P/U W/Service Body Replacing #61	ERR	60,000						60,000	
2024 Ford Ranger Replacing #88	ERR		35,000					35,000	
2025 Backhoe 310D Replacing #48	ERR			150,000				150,000	
Biosolids									
2024 Screen Replacing #128	ERR		275,000					275,000	
2024 F-150 Replacing #122	ERR		40,000					40,000	
2025 F-150 Replacing #55	ERR			40,000				40,000	
2027 Mixer	Biosolids					100,000		100,000	
2028 Loader Replacing #151	ERR						250,000	250,000	
2026 f-250 Replacing #22	ERR				36,000			36,000	
Water Quality									
2024 Ford Ranger Crew? Replacing #67	ERR		38,000					38,000	
2025 Ford Ranger Replacing #152	ERR			35,000				35,000	
Sewer Collections									
Sewer TV Trailer #10	ERR		\$ 33,407					\$ 33,407	
Subtotal Funded		785,000	986,407	635,000	36,000	160,000	630,000	2,932,407	-

<b>Capital Facilities Element - Fleet</b>									
<b>PROJECT NAME</b>	<b>Source of Funds</b>	<b>2023</b>	<b>2024</b>	<b>2025</b>	<b>2026</b>	<b>2027</b>	<b>2028</b>	<b>Total (2023-2028)</b>	<b>2029+</b>
Unfunded									
Biosolids 2024 Dump Truck 15 YD Box Replacing	ERR		\$ 350,000					\$ 350,000	
WD 2024 Vactor Replacing #42A	ERR		\$ 500,000					\$ 500,000	
Streets/Storm Kick off Broom	ERR		\$ 70,000					\$ 70,000	
S.S.S.WD 544G Loader Replacing #20	ERR		\$ 250,000					\$ 250,000	
Subtotal Unfunded		-	1,170,000	-	-	-	-	1,170,000	-
<b>Total Projects</b>		<b>785,000</b>	<b>2,156,407</b>	<b>635,000</b>	<b>36,000</b>	<b>160,000</b>	<b>630,000</b>	<b>4,102,407</b>	<b>-</b>

**Capital Facilities Element - General Fund - Fleet**

PROJECT NAME	Source of Funds	2,023	2,024	2,025	2,026	2,027	2,028	Total (2023-2028)	2029+
<b>Funded</b>									
(2) Police Cars	ARPA, Reserves	170,000						170,000	
Subtotal Funded		170,000	-	-	-	-	-	170,000	-
<b>Unfunded</b>									
(2) Police Cars Replacing #317 & #314	Reserves	150,000						150,000	
(2) Police Cars Replacing #321 & #328	Reserves		150,000					150,000	
(2) Police Cars Replacing #318 & 300	Reserves			150,000				150,000	
(2) Police Cars	Reserves				150,000			150,000	
(2) Police Cars	Reserves					150,000		150,000	
(2) Police Cars	Reserves						150,000	150,000	
Police Fusion Chief Car Replacing #322	Reserves			30,000				30,000	
Police Ford Ranger Replacing #324	Reserves	35,000						35,000	
Police SUV Tahoe Replacing #329	Reserves				100,000			100,000	
Police SUV Escape Replacing #327	Reserves						30,000	30,000	
Police Malibu Replacing #323	Reserves						30,000	30,000	
Parks F-150 Replacing #11	Reserves	35,000						35,000	
Parks Cab & Chassis w/dump Replacing #131	Reserves	50,000						50,000	
Parks/Bio/Streets Kubota/Brush Hog	Reserves		10,000					10,000	
Parks Ford Ranger Replacing #19	Reserves				35,000			35,000	
Parks F-250 Replacing #306	Reserves		40,000					40,000	
PWA 2024 SUV or p/u Replacing #94	Reserves		32,000					32,000	
PWA Hybrid or EV Replacing E1	Reserves		30,000					30,000	
PWA Hybrid or EV Replacing E2	Reserves		30,000					30,000	
PWA Explorer Replacing #303	Reserves						40,000	40,000	
Facilities Ford Ranger Replacing #145	Reserves		35,000					35,000	
Facilities Ford Ranger Replacing #123	Reserves			35,000				35,000	
DSD Ford Ranger Replacing #101	Reserves	35,000						35,000	
Library Car? Replacing #119	Reserves		35,000					35,000	
Subtotal Unfunded		305,000	362,000	215,000	285,000	150,000	250,000	1,567,000	-
<b>Total Projects</b>		<b>475,000</b>	<b>362,000</b>	<b>215,000</b>	<b>285,000</b>	<b>150,000</b>	<b>250,000</b>	<b>1,737,000</b>	<b>-</b>



**Capital Facilities Element - Streets**

PROJECT NAME	Source of Funds	2023	2024	2025	2026	2027	2028	Total (2023-2028)	2029+
<b>Funded</b>									
2023 Banked Cap. Street Repair	2023 Banked Capacity	868,000						868,000	
Discovery Road	Grants, REET, Loan, Storm	4,628,127						4,628,127	
Pacific and Spruce	2022 Banked Capacity	82,881						82,881	
9th St. Sidewalk	2022 Banked Capacity	212,500						212,500	
Lawrence ADA Upgrades	2022 Banked Capacity	55,000						55,000	
Discovery Rd Grant to Sheridan	HSIP	50,000	183,000					233,000	
Kearney Street	STP Federal Funds	465,400						465,400	
								-	
<b>Subtotal Funded</b>		<b>6,361,908</b>	<b>183,000</b>	<b>-</b>	<b>-</b>	<b>-</b>	<b>-</b>	<b>6,544,908</b>	<b>-</b>
<b>Unfunded</b>									
Annual Rehab. and Preservation	TBD, Prop. Tax, Gen. Fund		1,000,000	1,000,000	1,000,000	1,000,000	1,000,000	5,000,000	14,000,000
Six Year Trans. Imp. Plan	Grants, Gen. Fund,		300,000	1,070,000	1,824,000	1,874,000	81,809,000	86,877,000	
								-	
<b>Subtotal Unfunded</b>		<b>-</b>	<b>1,300,000</b>	<b>2,070,000</b>	<b>2,824,000</b>	<b>2,874,000</b>	<b>82,809,000</b>	<b>91,877,000</b>	<b>14,000,000</b>
<b>Total Projects</b>		<b>6,361,908</b>	<b>1,483,000</b>	<b>2,070,000</b>	<b>2,824,000</b>	<b>2,874,000</b>	<b>82,809,000</b>	<b>98,421,908</b>	<b>14,000,000</b>

**Capital Facilities Element - Facilities**

PROJECT NAME	Source of Funds	2023	2024	2025	2026	2027	2028	Total (2023-2028)	2029+
<b>Funded</b>									
Library Windows and Restroom Rehab	Grant, Bond, ARPA	352,000						352,000	
Facilities Strategic Management Plan	ARPA	75,000						75,000	
City Hall Space Upgrades Phase III, & Carpet 1,3 floor	ARPA	400,000						400,000	
								-	
<b>Subtotal Funded</b>		<b>827,000</b>	<b>-</b>	<b>-</b>	<b>-</b>	<b>-</b>	<b>-</b>	<b>827,000</b>	<b>-</b>
<b>Unfunded</b>									
<b>Mountain View</b>									
Mountain View Campus Assessment	Gen Fund, REET	30,000						30,000	
Mountain View Campus Redevelopment	Gen Fund, Bond, Grant			10,000,000				10,000,000	
Mountain View Pool Roof Assessment	Gen Fund, REET	10,000						10,000	
Mountain View Pool Roof Replacement	Gen Fund, REET				200,000			200,000	
Mountain View Pool Liner Replacement	Gen Fund, REET				75,000			75,000	
Mountain View Boiler Pipe Replacement	Gen Fund, REET						1,000,000	1,000,000	
Mountain View Parking Lot Resurfacing	Gen Fund, REET						150,000	150,000	
<b>City Hall</b>									
City Hall Phase Space Upgrades IV	Gen Fund, REET						500,000	500,000	
City Hall Elevator Replacement (1)	Gen Fund, REET			200,000				200,000	
City Hall Carpet	Gen Fund, REET	-							
Exterior Brick and Mortar Work	Gen Fund, REET					75,000		75,000	
City Hall Roof	Gen Fund, REET						250,000	250,000	
<b>Library</b>									
Charles Pink House Roof Assessment	Gen Fund							-	
Charles Pink House Siding/Roof/Gutters/Porch	Gen Fund, REET		250,000					250,000	60,000
Library HVAC Upgrades	Gen Fund, REET					200,000		200,000	
Library Elevator Replacement (1)	Gen Fund, REET					200,000		200,000	
Pope Marine Building Siding	Gen Fund, REET			60,000				60,000	
<b>Public Works Shops</b>									
PW City Shop Predesign	Gen Fund, REET				250,000			250,000	
PW City Shop Maintenance Buildings	Gen Fund, REET							-	15,000,000
Bell Tower Repairs/Painting	Gen Fund		15,000					15,000	
<b>Cotton Building</b>									
Cotton Building Roof Assessment	Gen Fund, REET		2,000					2,000	
Cotton Roof Replacement	Gen Fund, REET					75,000			
Cotton Sound Control	Gen Fund, REET			100,000				100,000	
Water Barn Repairs	Gen Fund, REET					100,000			
<b>Land</b>									
<b>Art</b>									

**Capital Facilities Element - Facilities**

PROJECT NAME	Source of Funds	2023	2024	2025	2026	2027	2028	Total (2023-2028)	2029+
Energy Retrofits	Gen Fund, REET								
Subtotal Unfunded		40,000	267,000	10,360,000	525,000	650,000	1,900,000	13,567,000	15,060,000
<b>Total Projects</b>		<b>867,000</b>	<b>267,000</b>	<b>10,360,000</b>	<b>525,000</b>	<b>650,000</b>	<b>1,900,000</b>	<b>14,394,000</b>	<b>15,060,000</b>

## Capital Facilities Element - Parks

PROJECT NAME	Source of Funds	2023	2024	2025	2026	2027	2028	Total (2023-2028)	2029+
<b>Funded</b>									
Chetzemoka Kitchen Shelter	ARPA, Donations	100,000						100,000	
Kah Tai Nature Park Redevelopment	RCO, REET	23,500	23,500					47,000	
Golf Course Master Plan	REET2	125,000						125,000	
Community Health and Wellness Center (Pool)	RCO, REET, Bond,	30,000						30,000	
<b>Subtotal Funded</b>		<b>278,500</b>	<b>23,500</b>	<b>-</b>	<b>-</b>	<b>-</b>	<b>-</b>	<b>302,000</b>	<b>-</b>
<b>Unfunded</b>									
Community Health and Wellness Center (Pool)	RCO, REET, Bond,		50,000	10,000,000				10,050,000	
Chetzemoka Park									
Chetzemoka Master Planning	Gen Fund		40,000						
Chetzemoka Slope Erosion and ADA Repairs	RCO, REET, Bond,							-	500,000
Chetzemoka Open Air Shelter Replacement	Gen Fund				100,000			100,000	
Chetzemoka Restroom Replacement	Gen Fund			250,000				250,000	
Chetzemoka Maintenance Shop Replacement	Gen Fund						300,000	300,000	
Bobby McGarraugh Park									
Bobby McGarraugh Park Master Plan	Gen Fund		25,000					25,000	
Bobby McGarraugh Park Revitalization	RCO, REET, Bond,			400,000				400,000	
Golf Course								-	
Golf Course Revisioning and Redevelopment	RCO, REET, Bond,		2,000,000		2,000,000		2,000,000	6,000,000	
Adams Street Park Irrigation Replacement								-	
Bishop Park								-	
Bishop Park Master Planning	Gen Fund		25,000					25,000	
Bishop Park Redevelopment/ Sims Way	RCO, REET, Bond,				500,000			500,000	
Howards End Trail/ Wet Lands								-	
Howards End Master Planning	Gen Fund						25,000	25,000	
Howards End Redevelopment	RCO, REET, Bond,								200,000
Skate Park Resurfacing	Gen Fund							-	350,000
Tyler Street Stairs Railing Replacement	Gen Fund		20,000					20,000	
35th Street Park									
35th Street Park Master Planning	Gen Fund			25,000				25,000	
35th Street Redevelopment	RCO, REET, Bond,						300,000	300,000	
Haller Stairs Landscape and Tree Removal	Gen Fund		50,000					50,000	
Dog Park Improvements	RCO, REET, Bond,				350,000				
Land/Park Aquisition Opportunity Fund	RCO, REET, Bond,		50,000	50,000	50,000	50,000	50,000	250,000	5,000,000
Buildable Lands & Open Space Plan	Gen Fund	50,000							
<b>Subtotal Unfunded</b>		<b>-</b>	<b>2,260,000</b>	<b>10,725,000</b>	<b>3,000,000</b>	<b>50,000</b>	<b>2,675,000</b>	<b>18,320,000</b>	<b>6,050,000</b>
<b>Total Projects</b>		<b>278,500</b>	<b>2,283,500</b>	<b>10,725,000</b>	<b>3,000,000</b>	<b>50,000</b>	<b>2,675,000</b>	<b>18,622,000</b>	<b>6,050,000</b>

**Capital Facilities Element - OGWS**

PROJECT NAME	Source of Funds	2023	2024	2025	2026	2027	2028	Total (2023-2028)	2029+
<b>Funded</b>									
Pipeline and Appurtenances									
Easement Survey Marking (2042)	Raw Water Rates							-	96,882
Vegetation clearing - contracted	Raw Water Rates	79,877						79,877	223,728
Road maintenance	Raw Water Rates							-	81,195
Culvert replacement (5 culverts per 5 years)	Raw Water Rates				29,264			29,264	121,294
Land swaps - easement right purchases (2051)	Raw Water Rates						249,338	249,338	
Air Valves and Boxes (25)	Raw Water Rates				146,322			146,322	
Pipeline Condition Assessment	Raw Water Rates	150,000	399,552					549,552	
Cathodic Protection	Raw Water Rates	154,428						154,428	
Steel Pipe Replacement (1928) Phase 1 (High)	Raw Water Rates					800,000	800,000	1,600,000	27,312,803
Steel Pipe Replacement (1928) Phase 2	Raw Water Rates							-	21,412,839
Install Drain Valve at Woodsman Gulch	Raw Water Rates	8,000							
<b>Reservoirs</b>									
Lords Lake Security Cameras	Raw Water Rates	1,800						1,800	
Lords Lake Seismic Assessment	Grant, Raw Water Rates	159,000						159,000	
Lords Lake East Dam Rehabilitation	Grant, Raw Water Rates		200,000	200,000	4,448,177			4,848,177	
City Lake Fencing Replacement (2041)	Raw Water Rates							-	187,756
Lords Lake Fencing Replacement (2041)	Raw Water Rates							-	187,756
City Lake House and Outbuildings (2036)	Raw Water Rates							-	982,182
<b>Diversions</b>									
Replacement of Control Valve Building and Control	Raw Water Rates	125,000						125,000	
Big Quilcene Diversion House and Buildings (2036)	Raw Water Rates							-	678,300
<b>Equipment</b>									
Tractor and Implement Replacement	Raw Water Rates	49,000						49,000	
Truck Replacement (3)	Raw Water Rates			148,000				148,000	
<b>Spare Parts</b>									
Pipe (4 sections 24" diameter, 1/4" thick, 20')	Raw Water Rates	22,962						22,962	
Pipe (4 sections 30" diameter, 1/4" thick, 20')	Raw Water Rates	34,454	57,416					91,870	
Subtotal Funded		784,521	656,969	348,000	4,623,763	800,000	1,049,338	8,254,591	51,284,735
<b>Unfunded</b>									
Develop Hydro Generator for Big Quilcene Residence		20,000							
Subtotal Unfunded		20,000							
<b>Total Projects</b>		<b>804,521</b>	<b>656,969</b>	<b>348,000</b>	<b>4,623,763</b>	<b>800,000</b>	<b>1,049,338</b>	<b>8,254,591</b>	<b>51,284,735</b>

Department	Funded (2023-2028)	Unfunded (2023-2028)	2029+
Facilities (Buildings)	\$ 827,000	\$ 13,567,000	\$ 15,060,000
Parks and Recreation	\$ 302,000	\$ 18,320,000	\$ 6,050,000
Water	\$ 4,001,247	\$ -	\$ 2,371,437
OGWS	\$ 8,254,591	\$ -	\$ 51,284,735
Wastewater	\$ 7,400,000	\$ 10,605,000	\$ 8,000,000
Stormwater	\$ 1,830,000	\$ 1,000,000	\$ 4,200,000
Transportation (Streets)	\$ 6,544,908	\$ 91,877,000	\$ 14,000,000
Fleet	\$ 2,932,407	\$ 1,170,000	\$ -
General Fund (Fleet)	\$ 170,000	\$ 1,567,000	\$ -
Information Technology	\$ 826,500	\$ -	\$ -
Housing Economic Development	\$ 848,000	\$ 5,640,000	\$ 1,885,000
<b>Totals</b>	<b>\$ 33,937,000</b>	<b>\$ 143,746,000</b>	<b>\$ 102,852,000</b>

# Appendix C

Six Year Transportation Improvement Program

**Six Year Transportation Improvement Program (2023 - 2028)**

Port Townsend

Co. No.: 16

City No.: 1005

County Name  
MPO/RTPO:

Jefferson County  
NON/PEN

Functional Class	Priority Number	Project	Project Length	Fund Source Information								Expenditure Schedule						Environment Type	RW Required	
				Phase	Phase Start Year	Funding Status	Federal Fund Code	Federal Funds	State Fund Code	State Funds	Local Funds	1st	2nd	3rd	4th	5th	6th			
16	1	Discovery Road Bikeway, Roadway and Sidewalk Proj from: Rainier Street to: Sheridan Street Rebuild roadway, sidewalks, drainage, shoulder improvements, bike lanes	0.82	CN	2022	S			Ped/Bike TIB	1,442,082 2,262,589		840,000						4,544,671	CE	N
14	2	Kearney Street Intersection from: Kearney Street to: Washington Street Intersection improvements	0.10	ALL	2023	S		74,365 402,535	WSDOT			11,635 62,865						86,000 465,400	CE	N
14	3	Sims Way (SR 20) Intersection Improvements from: Kearney Street to: Washington Street Intersection improvements less compact roundabout constructed in 2023	0.10	ALL	2023	P			WSDOT	1,500,000								1,500,000	CE	N
	4	9th Street Sidewalks from: Hendricks to: McPherson Funded in 2022 through Banked Capacity. Continuation of sidewalk		ALL	2023	S						225,000						225,000	CE	N
	5	Pacific and Milo from: Tremont to: Cedar Funded in 2022 through Banked Capacity. Pave existing gravel road as part of the Loop Trail and fix drainage problems.		ALL	2023	S						80,000						80,000	CE	N
	6	Lawrence and Blaine ADA Improvements from: to: Funded in 2022 through Banked Capacity. Fix ADA ramps at Tyler Street and near Mountain View at Blaine Street		ALL	2023	S						75,000						75,000	CE	N
14	7	Bank Capacity - Various projects from: to: Per Res 18-062, Non-fed aid and Non motorized plan are only eligible projects		ALL	2023	P						1,362,000			454,000	454,000	454,000		CE	N
16	8	Admiralty - San Juan Improvements from: 49th Street to: Spruce Street Shoulder improvements, sidewalk, bike lanes, drainage	0.26	ALL	2028	P				1,520,000		380,000						1,900,000	CE	N
0	9	Local Safety Plan/HSIP Projects - Various Locations from: to: See Local Road Safety Plan - Traffic calming, intersection improvements, sidewalks, separated bike facilities, signing, striping, crosswalks		ALL	2024	P	HSIP	900,000						300,000		300,000		300,000	CE	N
16	10	SR 20 Pedestrian Walkway from: Logan Street to: Hancock Street Construction of an elevated walkway over a ravine that is an 800' gap along a popular, heavily used route by both pedestrians and bicyclists.	0.14	ALL	2028	P			WSDOT	1,760,000		440,000						2,200,000	CE	Y
0	11	19th - Blaine from: Sheridan to: Walker Traffic calming, intersection improvements, sidewalks, separated bike facilities	0.90	ALL	2028	P				5,200,000		1,300,000						6,500,000	CE	N
16	12	Discovery Road Improvements III from: San Juan Avenue to: 19th Street Rebuild roadway, shoulder improvements, bike lanes, sidewalks, drainage, intersection improvements	0.80	ALL	2028	P			Safe Route TIB Urban	2,250,000 1,000,000		250,000						3,500,000	CE	N



**Six Year Transportation Improvement Program (2023 - 2028)**

Port Townsend

Co. No.: 16

City No.: 1005

County Name  
MPO/RTPO:

Jefferson County  
NON/PEN

Functional Class	Priority Number	Project	Project Length	Fund Source Information							Expenditure Schedule						Environment Type	RW Required	
				Phase	Phase Start Year	Funding Status	Federal Fund Code	Federal Funds	State Fund Code	State Funds	Local Funds	1st	2nd	3rd	4th	5th			6th
14	13	<i>Sims Way Improvements III</i> from: SR 20 Ferry Terminal to: Benedict Turn lanes, shoulder improvements, intersection improvements, bike lanes, transit pullouts, sidewalks, mitigation of ferry traffic impacts	0.73	ALL	2028	P			WSDOT	800,000	200,000						1,000,000	CE	N
14	14	<i>Sims Way Improvements Port</i> from: Benedict Street to: Haines Turn lanes, shoulder improvements, intersection improvements, bike lanes, transit pullouts, sidewalks	0.26		2023	P			WSDOT	1,000,000	500,000	500,000					1,000,000	CE	N
14	15	<i>Sims Way Improvements II</i> from: Haines Street to: Sheridan St Turn lanes, shoulder improvements, intersection improvements, bike lanes, transit pullouts, sidewalks	0.59		2028	P			WSDOT	480,000	120,000						600,000	CE	N
14	16	<i>Washington Street</i> from: Monroe Street to: Taylor Street Streetscape improvements; new curb, gutter, pavement, sidewalk repair and replacement	0.30	PE CN	2027 2028	P P									350,000		2,000,000	CE	N
16	17	<i>Discovery Road II</i> from: City Limits to: Rainier Street Rebuild roadway, bike lanes, sidewalks, pathway, drainage, intersection improvements	0.74	PE CN	2028 2028	P P			OTHER OTHER	300,000 3,000,000	200,000 300,000						500,000 3,300,000	CE	N
16	18	<i>San Juan Improvements II</i> from: Lopez & San Juan to: 49th & Jackman Grind and install new road surface. Replace utility lines. Sidewalk and bike lanes.	0.75	ALL	2028	P				1,360,000	340,000						1,700,000	CE	N
16	19	<i>Jackson / Walnut Improvements</i> from: Reed Street to: W Street Shoulder improvements, overlay, drainage improvements, sidewalks	0.45	ALL	2028	P				800,000	200,000						1,000,000	CE	N
16	20	<i>Lawrence Street Improvements</i> from: Kearney Street to: Harrison Street Grind, base upgrade, repave, sidewalks, shoulder improvements, ADA upgrades	0.50	ALL	2028	P				1,200,000	300,000						1,500,000	CE	N
16	21	<i>Monroe Street Improvements</i> from: Washington Street to: Lawrence Street Address road settlement, re-do subgrade, repave	0.22	ALL	2028	P				800,000	200,000						1,000,000	CE	N
16	22	<i>McPherson Street Improvements</i> from: Sims Way SR 20 to: Discovery Road Roadway rebuild, sidewalks, bike lanes	0.57	ALL	2028	P				1,440,000	360,000						1,800,000	CE	N
16	23	<i>Blaine Street Improvements</i> from: Walker Street to: Tyler Street Sidewalk, shoulder improvements, drainage, curb and gutter	0.50	ALL	2028	P				800,000	200,000						1,000,000	CE	N
00	24	<i>Non-Motorized Multi Modal Loop Trail</i> from: Kearney Street to: Discovery Rd Loop trail as identified in Non-Motorized Transportation Plan	1.94	ALL	2028	P			OTHER	500,000	200,000						700,000	CE	N

**Six Year Transportation Improvement Program (2023 - 2028)**

Port Townsend

Co. No.: 16

City No.: 1005

County Name  
MPO/RTPO:

Jefferson County  
NON/PEN

Functional Class	Priority Number	Project	Project Length	Fund Source Information							Expenditure Schedule						Environment Type	RW Required	
				Phase	Phase Start Year	Funding Status	Federal Fund Code	Federal Funds	State Fund Code	State Funds	Local Funds	1st	2nd	3rd	4th	5th			6th
19	25	10th Street from: SR 20 to: Sheridan Sidewalks, bike lanes, drainage, shoulders	0.33	ALL	2028	P					480,000	120,000					600,000	CE	N
16	26	12th Street from: Landes to: Sheridan Sidewalks, shoulders, drainage improvements	0.38	ALL	2028	P					560,000	140,000					700,000	CE	N
16	27	14th Street from: Landes to: McPherson Sidewalks, shoulders, drainage improvements	0.82	ALL	2028	P					1,200,000	300,000					1,500,000	CE	N
16	28	Cherry / Redwood Improvements from: F St to: W St Shoulder improvements, overlay, drainage improvements	0.80	ALL	2028	P					1,200,000	300,000					1,000,000	CE	N
16	29	49th Street / Cook Ave Improvements from: Jackman Avenue to: City Limits Shoulder widening, drainage improvements, pavement overlay, bike and pedestrian accommodations	2.00	ALL	2028	P					960,000	240,000					1,200,000	CE	N
16	30	W Street Improvements from: Walnut Street to: Admiralty Avenue Shoulder widening, overlay, drainage improvements, sidewalks	0.70	ALL	2028	P					1,200,000	300,000					800,000	CE	N
16	31	Lawrence from: Monroe to: Harrison Road rebuild (roadway, drainage, sidewalks, bikeways)	0.46	ALL	2028	P					2,800,000	700,000					3,500,000	CE	N
16	32	Washington II from: Taylor to: Sims Way Pavement preservation, traffic calming, sidewalks	0.64	ALL	2028	P					4,400,000	1,100,000					5,500,000	CE	N
16	33	Monroe from: Roosevelt to: Reed Road rebuild	0.30	ALL	2028	P					3,600,000	900,000					4,500,000	CE	N
16	34	Sheridan Street from: 10 <sup>th</sup> St to: 15 <sup>th</sup> St Sidewalks, bike lanes	0.25	ALL	2028	P					560,000	140,000					700,000	CE	N
16	35	Water Street from: Taylor St to: Quincy St Road improvements, ADA ramps, drainage improvements	0.12		2028	P					1,200,000	300,000					1,500,000	CE	N
16	36	Washington Street from: Sims Way to: Benedict Sidewalks, pavement preservation	0.30		2028	P					1,600,000	400,000					2,000,000	CE	N
16	37	Water Street from: Sims Way to: Gaines St Sidewalks, pavement preservation	0.11		2028	P					640,000	160,000					800,000	CE	N

**Six Year Transportation Improvement Program (2023 - 2028)**

Port Townsend

Co. No.: 16

City No.: 1005

County Name  
MPO/RTPO:

Jefferson County  
NON/PEN

Functional Class	Priority Number	Project	Project Length	Fund Source Information							Expenditure Schedule						Environment Type	RW Required	
				Phase	Phase Start Year	Funding Status	Federal Fund Code	Federal Funds	State Fund Code	State Funds	Local Funds	1st	2nd	3rd	4th	5th			6th
0	38	City Wide Sidewalks/ADA/Multi Use Trail from: to: City wide sidewalks/ADA/enhanced crossings/multi-use trail.	ALL	2025	P						200,000			50,000	50,000	50,000	50,000	CE	N
0	39	Pavement preservation City Wide from: to:	ALL	2025	P						4,000,000			1,000,000	1,000,000	1,000,000	1,000,000	CE	N
0	40	Neighborhood Traffic Calming from: to:	ALL	2025	P						80,000			20,000	20,000	20,000	20,000	CE	N
0	41	Non-Motorized Plan Update from: to: City wide sidewalks/ADA/enhanced crossings/multi-use trail.	ALL	2028	P						100,000						100,000	CE	N
0	42	Downtown Parking Plan from: to:	ALL	2028	P						100,000						100,000	CE	N
0	43	ADA Transition Plan from: to:	ALL	2028	P						35,000						35,000	CE	N
0	44	47th Street Improvements from: San Juan Ave to: Pettygrove Street Non-motorized improvements connecting to the Fairgrounds	0.10	ALL		P					600,000	150,000					750,000	CE	N
16	45	Hastings Avenue Improvements from: Discovery Road to: City Limits Shoulder widening, bike lanes, pavement overlay, drainage improvements, sidewalks or multi use pathway	1.60	ALL	2028	P					9,200,000	2,300,000					11,500,000	CE	N
14	46	Mill Road Intersection Improvements from: Discovery Rd to SR20/Jacob Miller Intersection improvements including Jacob Miller. Partnership with the Coutny	0.03	ALL	2028	P			WSDOT		10,000,000						10,000,000	CE	Y
16	47	Rainier Street Extension III from: Water Treatment Facility to: 20th Street New street extension through water plant	0.10	ALL	2028	P					640,000	160,000					800,000	CE	N

Total Federal 1,376,900  
Total State 71,854,671  
Total Local 21,121,500

7/6/2022