

CHAPTER 7 – APPENDIX

Tree List for the City of Port Townsend- refer to Chapter 6

Unique Tree List

- PT-F1 Pruning Deciduous Trees
- PT-F2 Pruning Drop-Crotch
- PT-F3 Street Tree Spacing and Location Requirements
- PT-F4 Tree and Shrub Detail

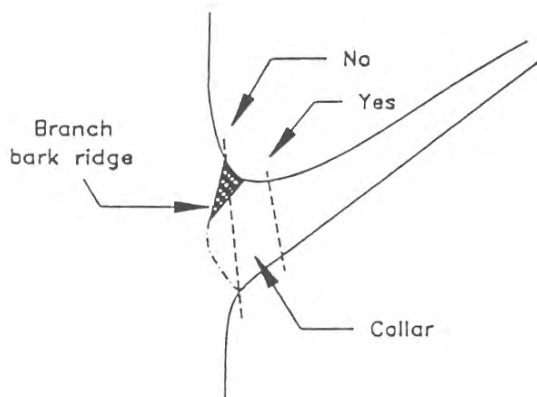
UNIQUE TREE LIST

Madrona	<u>Arbutus menziesii</u>
Rhododendron	<u>Rhododendron macrophyllum</u>
Quaking Aspen	<u>Populus tremuloides</u>
Soapberry	<u>Shepherdia canadensis</u>
Red Currant	<u>Ribes sanguineum</u>
Collomia	<u>Collomia grandiflora</u>
Goldenrod	<u>Solidage canadensis</u>

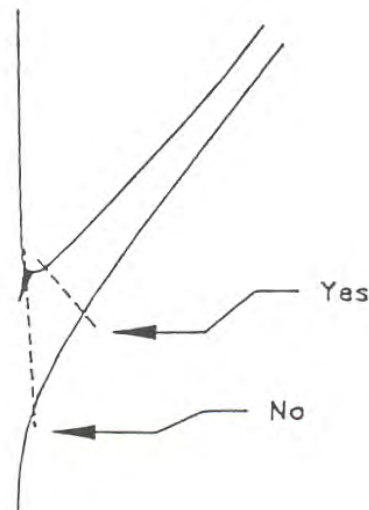


City of Port Townsend - Public Works Department

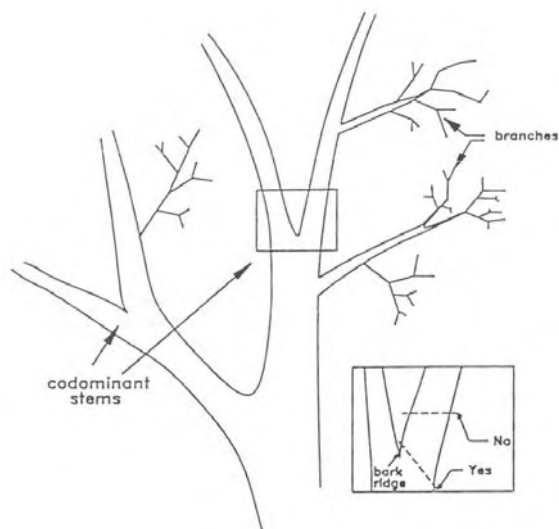
Standard Detail



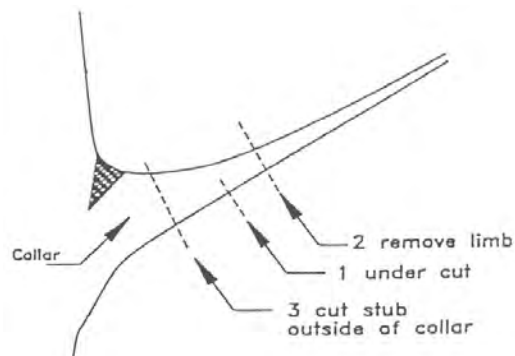
When removing a branch, always cut outside the branch bark ridge and collar. Do not make flush cut.



Branches that do not have a distinct collar should be cut at a right angle to the branch outside the branch bark ridge.



Trees may have co-dominant stems, as shown above on the left. If a co-dominant stem must be removed, cut at an angle outside of the bark ridge. Avoid leaving any stubs.



When removing heavy limbs, first make an undercut several inches outside of the collar. Then remove the limb by a second cut an inch or so outside of the first cut. Remove stub with a third cut.

Date: 7/18/95

City of Port Townsend
181 Quincy Street, Suite 301
Port Townsend, WA 98368

No.	Date	Revision	By	Apvd


Pruning
Deciduous Trees

Detail: PT-F1



City of Port Townsend - Public Works Department

Standard Detail



This illustration shows proper drop-crotch pruning. In each case a leader at least 1/3 the diameter of the stem from which it grows is allowed to remain. This prevents or reduces latent bud growth and thus reduces unwanted waterspouts. After drop-crotch pruning the tree is thinned and somewhat reduced in size but does not appear to be heavily pruned or sheared.

Date: 7/18/95

City of Port Townsend
 181 Quincy Street, Suite 301
 Port Townsend, WA 98368
 Phone: (360) 385-7212

No.	Date	Revision	By	Apvd

Pruning
Drop-Crotch

Detail:

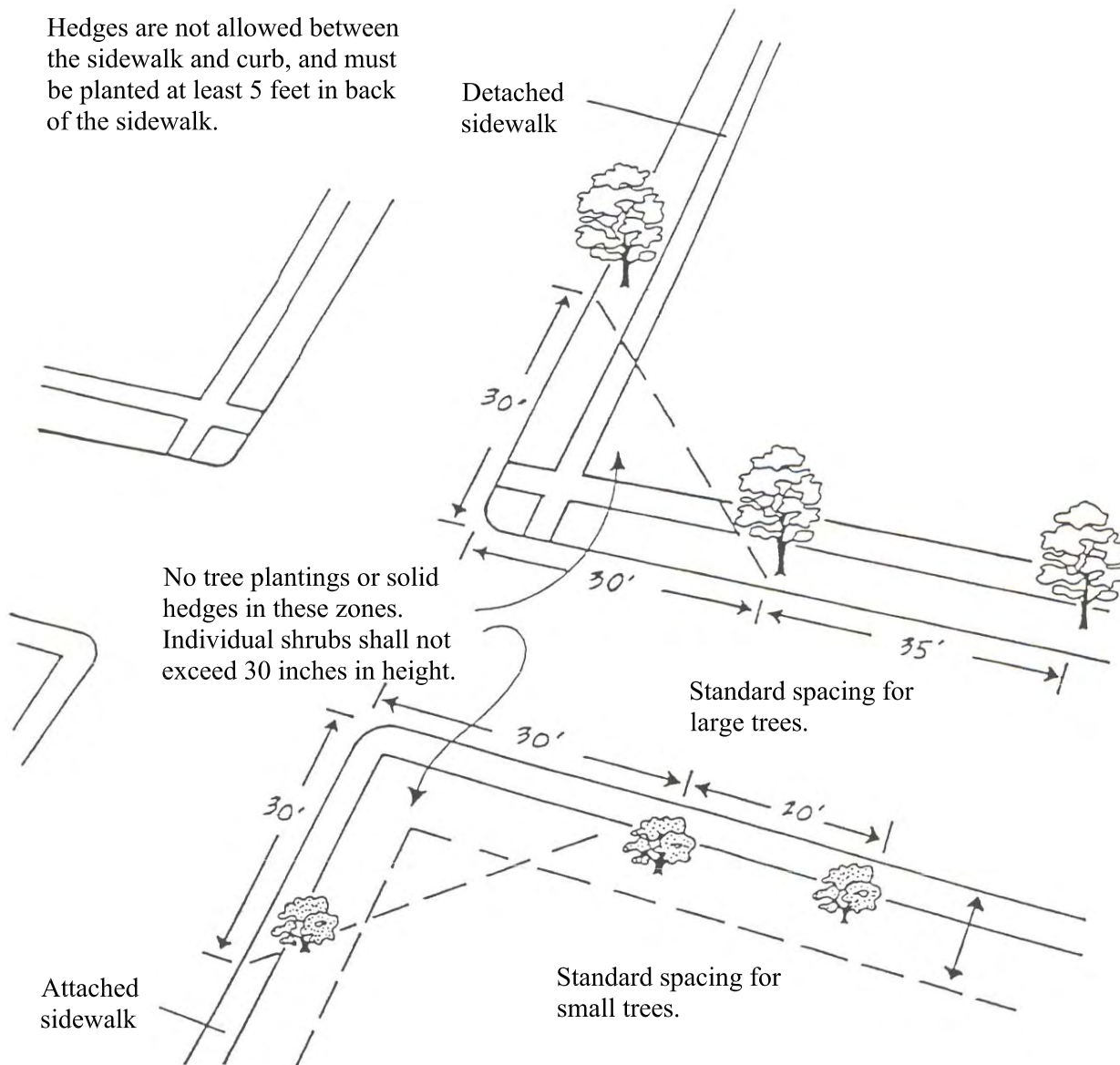
PT-F2



City of Port Townsend - Public Works Department

Standard Detail

Hedges are not allowed between the sidewalk and curb, and must be planted at least 5 feet in back of the sidewalk.



Almost all streets within the city have rights-of-way that extend back of the curb line. This area is public property and is generally used for utilities, walks and landscaping. The width of this right-of-way area varies considerably in different sections of town.

Date: 7/18/95

City of Port Townsend
 181 Quincy Street, Suite 301
 Port Townsend, WA 98368

No.	Date	Revision	By	Apvd

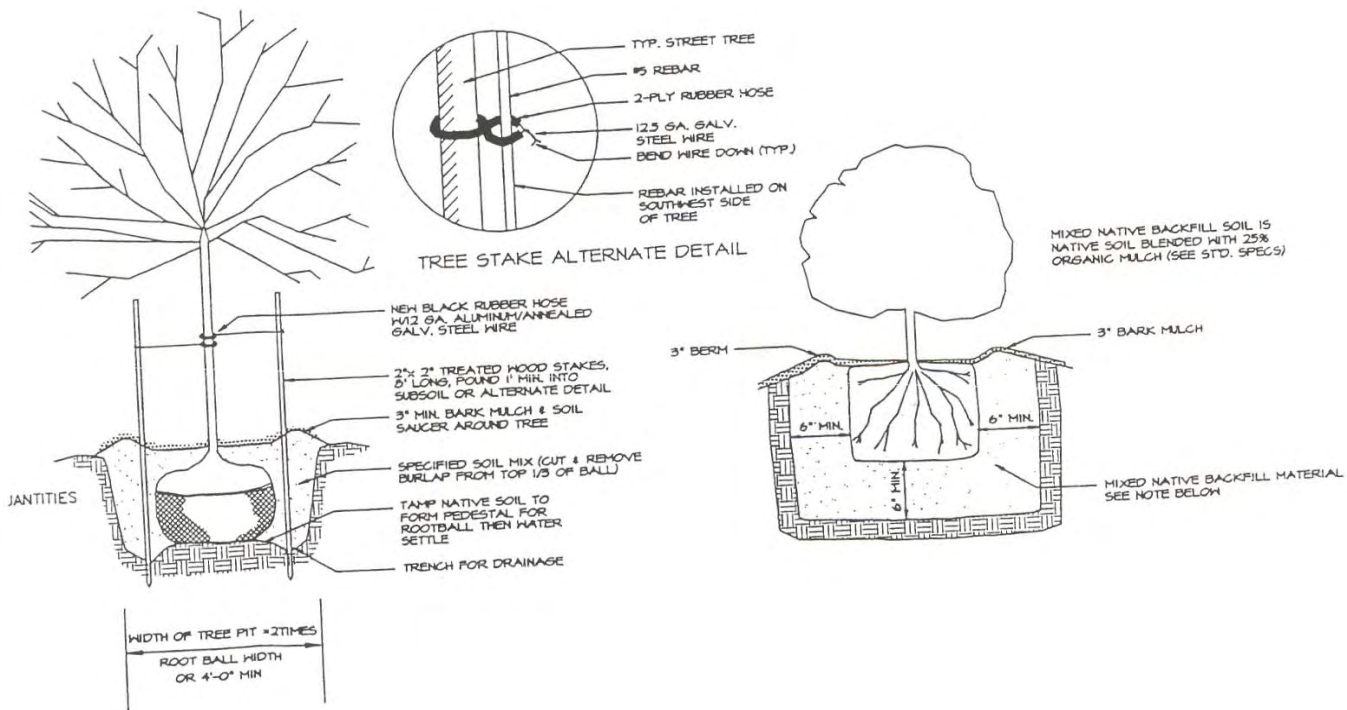
Street Tree Spacing
 and Location Requirements

Detail: PT-F3



City of Port Townsend - Public Works Department

Standard Detail



Date: 7/18/95

City of Port Townsend
 181 Quincy Street, Suite 301
 Port Townsend, WA 98368

No.	Date	Revision	By	Apvd

Tree and
Shrub Detail

Detail: PT-F4